

Contact: Motohiro Hayami or Bill Christensen (312/280-0400)

September 27, 2018

Website: <http://www.chicago.us.emb-japan.go.jp>

## Japanese Business Facilities and Their Employment Reach New Record Levels in 10 Midwest States in 2017

The 2017 survey of Japanese direct investment in 10 Midwest states\*, conducted by the Consulate-General of Japan in Chicago, is based upon data as of October 1, 2017. The results are as follows:

### Highlights

- In 2017, 1,411 Japanese business facilities in the Midwest provided 150,850 jobs, which increased by 2.6% and by 8.2% respectively, setting new records. This continues the strong upward trend in the last 5 years with 15% more business facilities and 38% more total employment.
- In Illinois, the 46,490 jobs provided by 631 Japan business facilities saw a significant 6.1% increase. The nearly 2,700 new jobs were mainly in the motor vehicle and food sectors.
- In Indiana, more than 7,000 new jobs were created primarily in the motor vehicle sector for a remarkable 12.1% jump to 65,220 positions. The number of Japanese business facilities grew by 16 to 296 for a 5.7% gain.

### Overview

#### Japanese Business Facilities and Employment

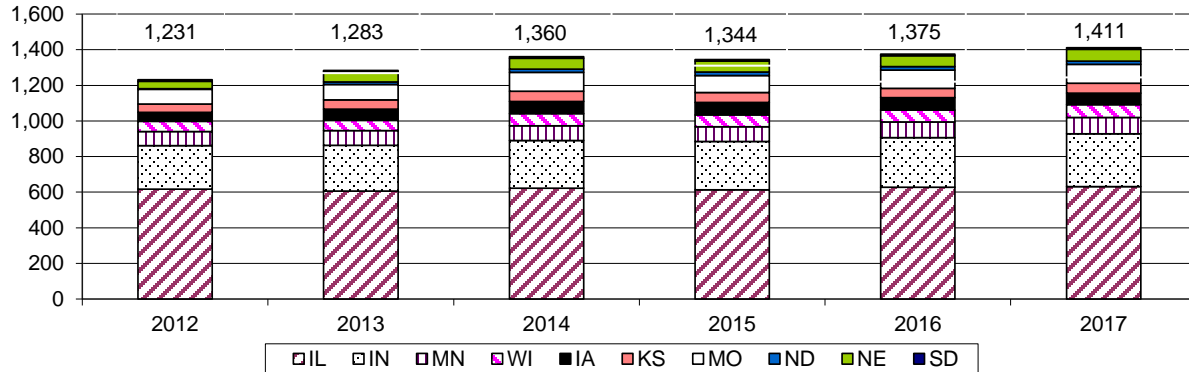
Year	Business Facilities	Employment			
		Total	Local	Japanese	Actual Manufacturing
2012	1,231	109,320	107,100	2,200	56,670
2015	1,344	131,960	129,430	2,530	65,820
2016	1,375	139,370	136,760	2,610	67,870
2017	1,411	150,850	148,070	2,780	74,090
17/16%	2.6	8.2	8.3	6.4	9.2
17/12%	14.6	38.0	38.3	25.4	30.7

Note: Japanese business facilities include those which are ultimately 10% or more owned by a Japanese company or national.

\*: The 10-state area includes Illinois, Indiana, Iowa, Kansas, Minnesota, Missouri, Nebraska, North Dakota, South Dakota, and Wisconsin. Japanese-owned retail locations are excluded.

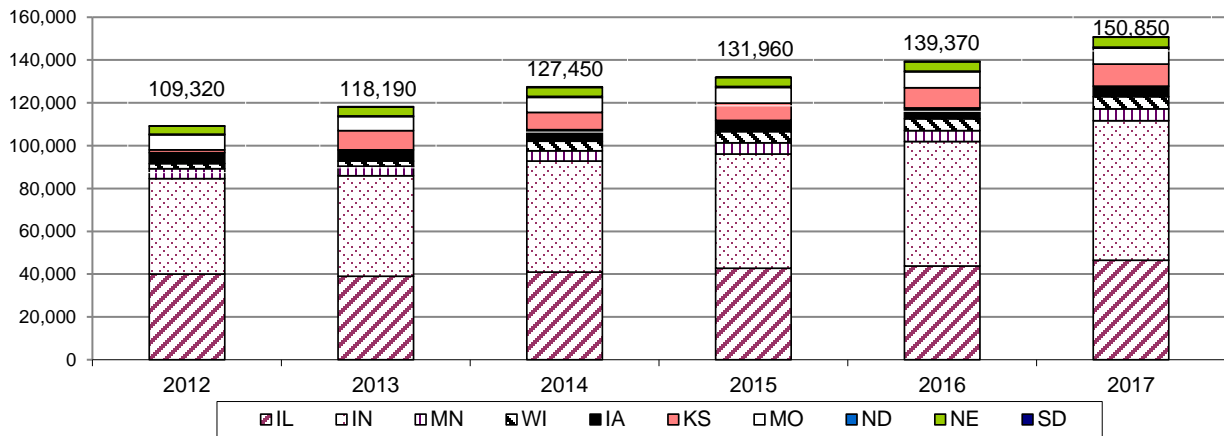
### Business Facility Number

In 2017, Illinois ranked first in Japanese business facilities with 45%, followed by Indiana with 21%.



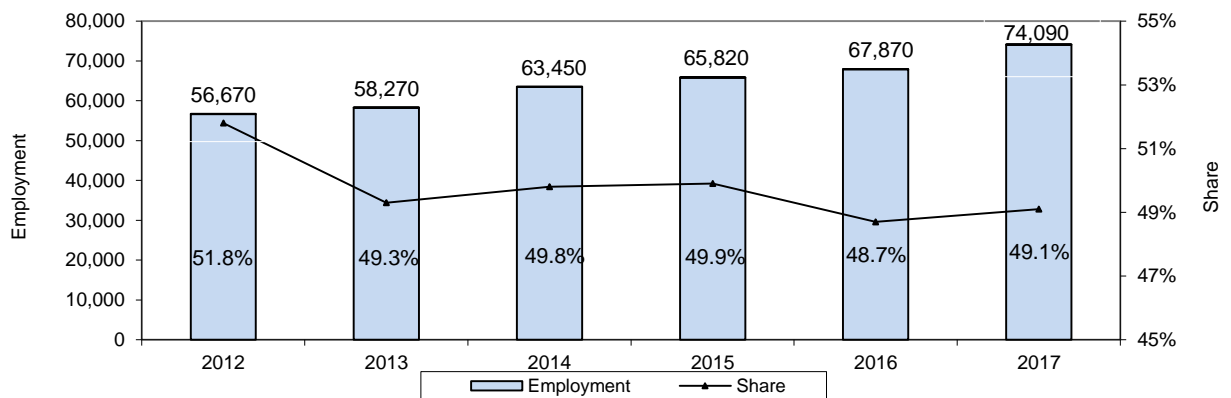
### Total Employment

In 2017, Indiana ranked first in total employment with 43% followed by Illinois with 31%.



### Actual Manufacturing Employment

In 2017, the 351 actual manufacturers\* accounted for 25% of the total business facilities. They provided 74,090 high-skilled, high-paying jobs, or 49% of the total employment.

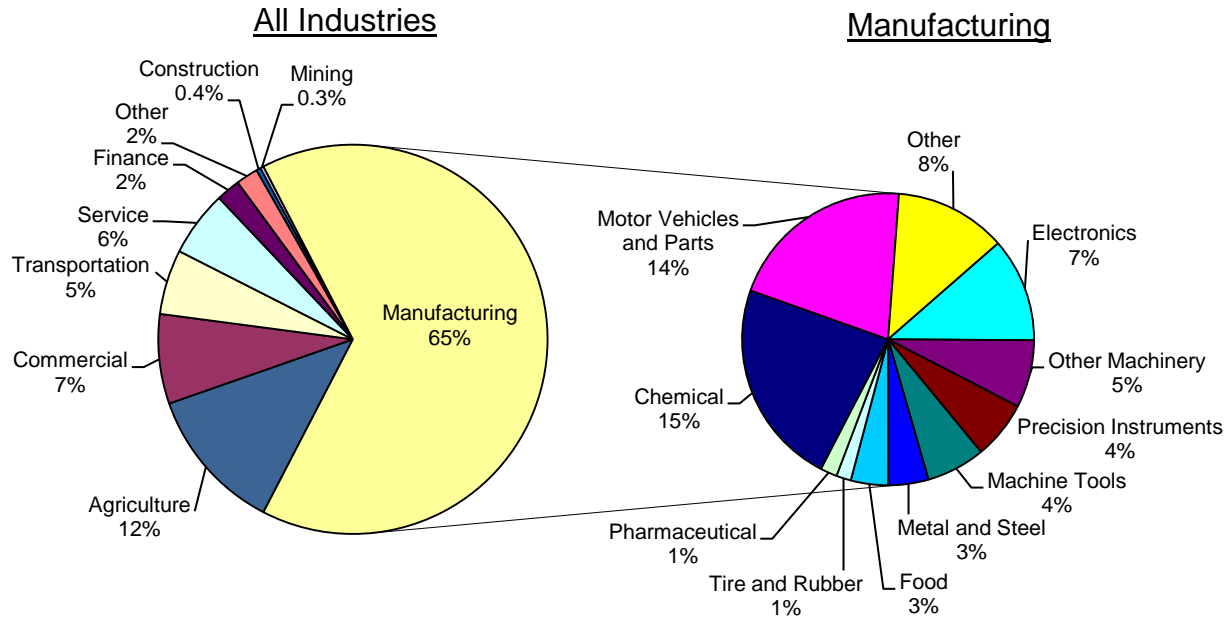


\*: Actual manufacturers produce products in the 10-state Midwest area.

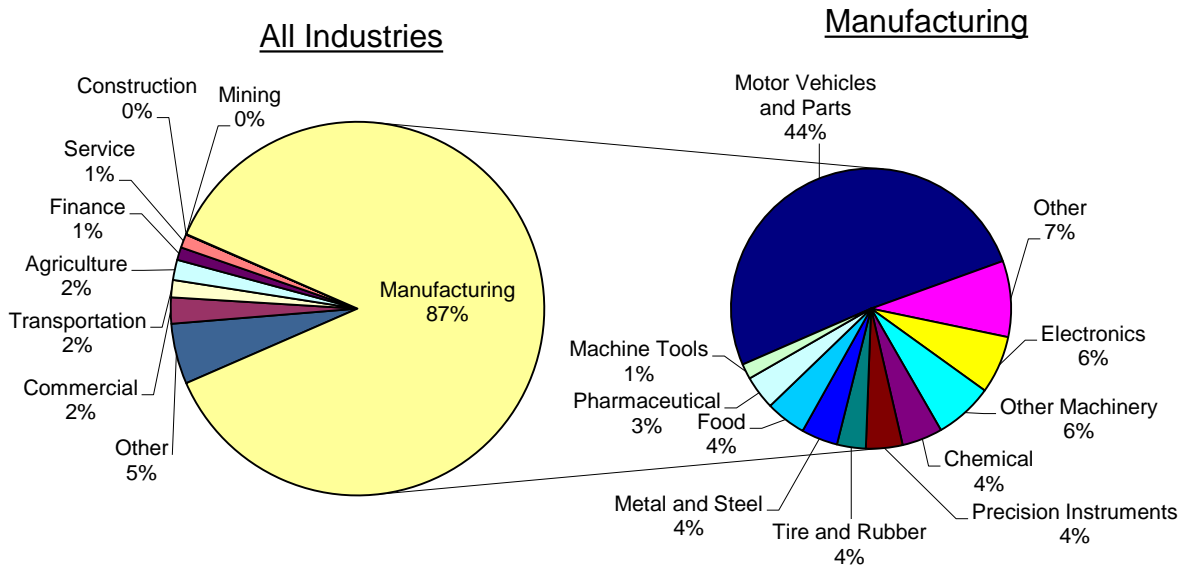
## Share By Sector

Overall manufacturing continued to be the leading sector with 65% of the business facilities and 87% of the total employment. In manufacturing, the motor vehicles and parts sector accounted for 14% of the total business facilities and 44% of the total employment.

Business Facility Number By Sector Share



Total Employment By Sector Share



Note: Due to rounding, the sum of the sectors may not equal 100%.

Additional information can be viewed on the Consulate-General of Japan's website:  
<http://www.chicago.us.emb-japan.go.jp>