

NEWS RELEASE

CONSULATE GENERAL OF JAPAN

Contact: Bill Christensen or Keizo Shirakura (312/280-0400)
Web Site: <http://www.chicago.us.emb-japan.go.jp>

August 27, 2015

1,296 Japanese Businesses Provide 126,230 Jobs in Ten Midwest States in 2014

In 2014, the number of Japanese businesses in the Midwest and their total employment increased significantly, and exceed their pre-recession levels. The 2014 survey of Japanese direct investment in ten Midwest States,* conducted by the Consulate-General of Japan in Chicago, is based upon data as of October 1, 2014. The results are as follows:

Business Facilities and Employment

Year	Facilities	Employment			
		Total	Local		Japanese
			Total Local	Actual Manufacturing	
2009	1,208	95,560	93,240	49,700	2,320
2012	1,186	107,810	105,610	56,780	2,200
2013	1,227	116,530	114,380	58,340	2,150
2014	1,296	126,230	123,920	61,560	2,310
14/13%	5.6	8.3	8.3	5.5	7.2
14/09%	7.3	32.1	32.9	23.9	-0.6

Note: Japanese business facilities include those which are ultimately 10% or more owned by a Japanese company or national.

Key results for the 10-state area are as follows:

1) Business Facility Number

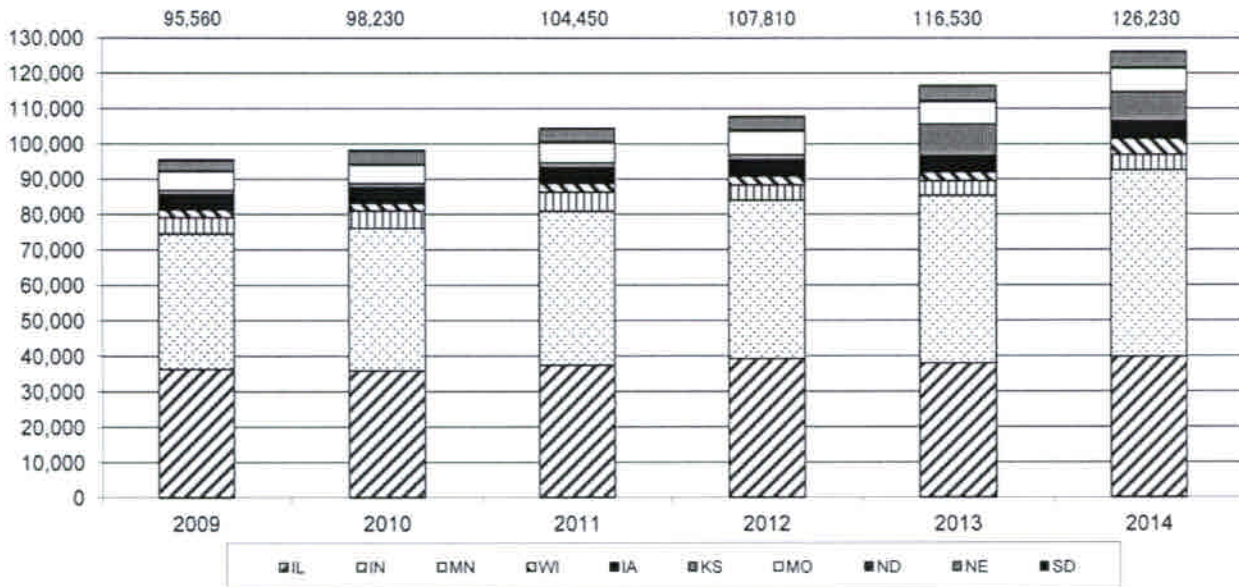
In 2014, 1,296 Japanese business facilities were located in the 10-state area. Illinois ranked first with 588 business facilities (45%), followed by Indiana with 251 business facilities (19%).



*: The 10-state area includes Illinois, Indiana, Iowa, Kansas, Minnesota, Missouri, Nebraska, North Dakota, South Dakota, and Wisconsin. Japanese-owned retail locations are excluded.

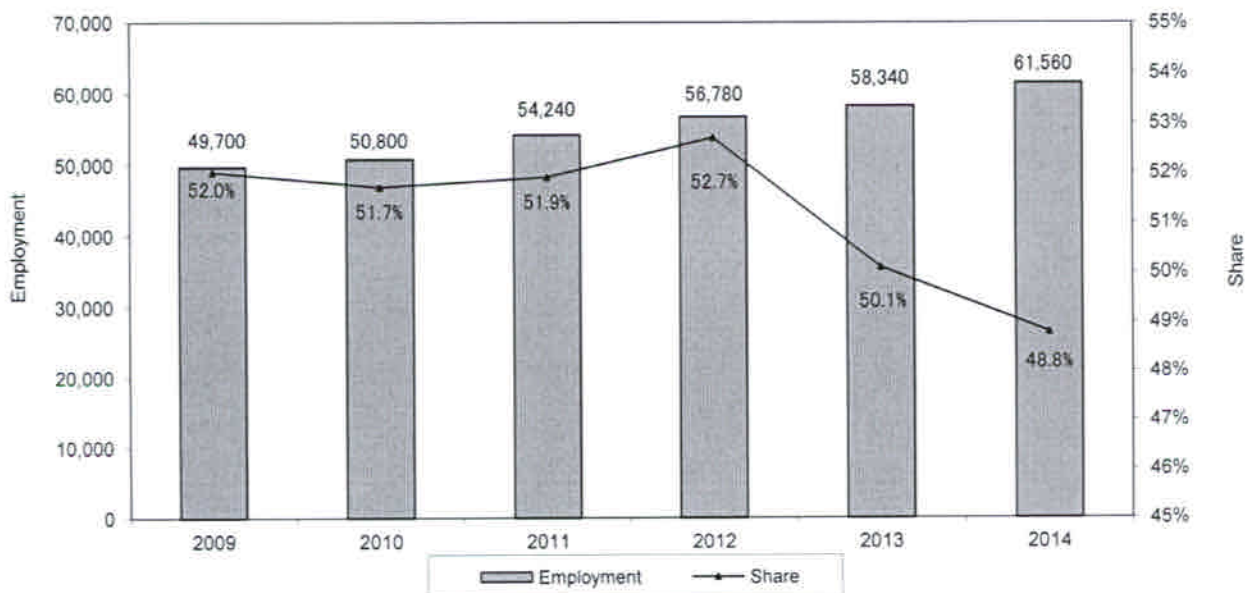
2) Total Employment

In 2014, total employment grew by 8.3% to 126,230 direct jobs. Indiana ranked first with 52,770 positions (42%), followed by Illinois with 39,840 jobs (32%).



3) Actual Manufacturing Employment

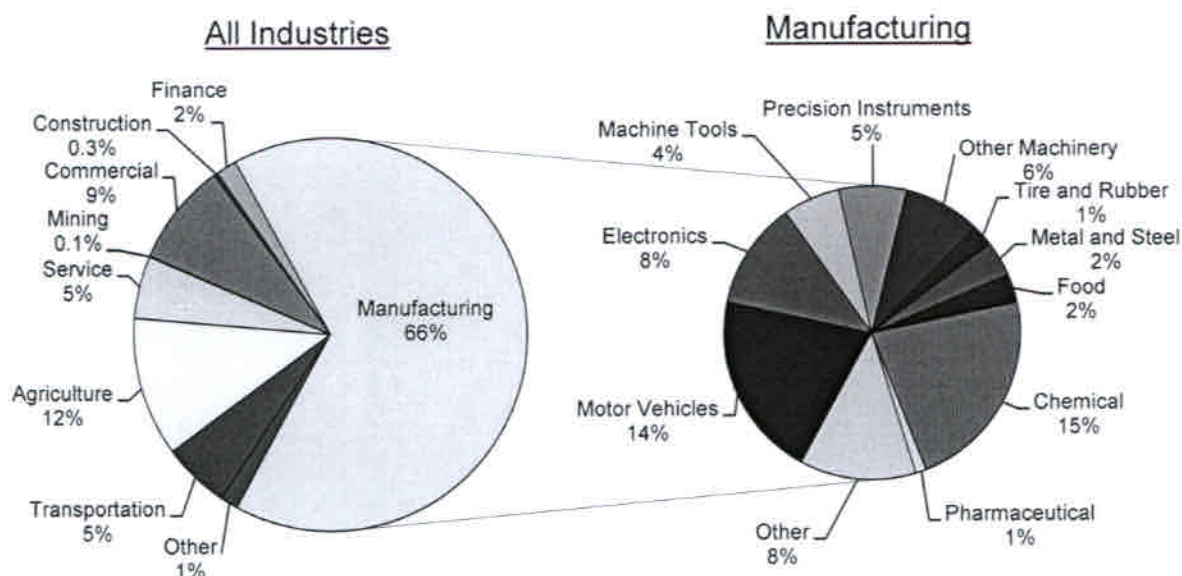
The 312 actual manufacturers accounted for 24% of the total business facilities. They provided 61,560 high-skilled, high-paying jobs, or 49% of the total employment.



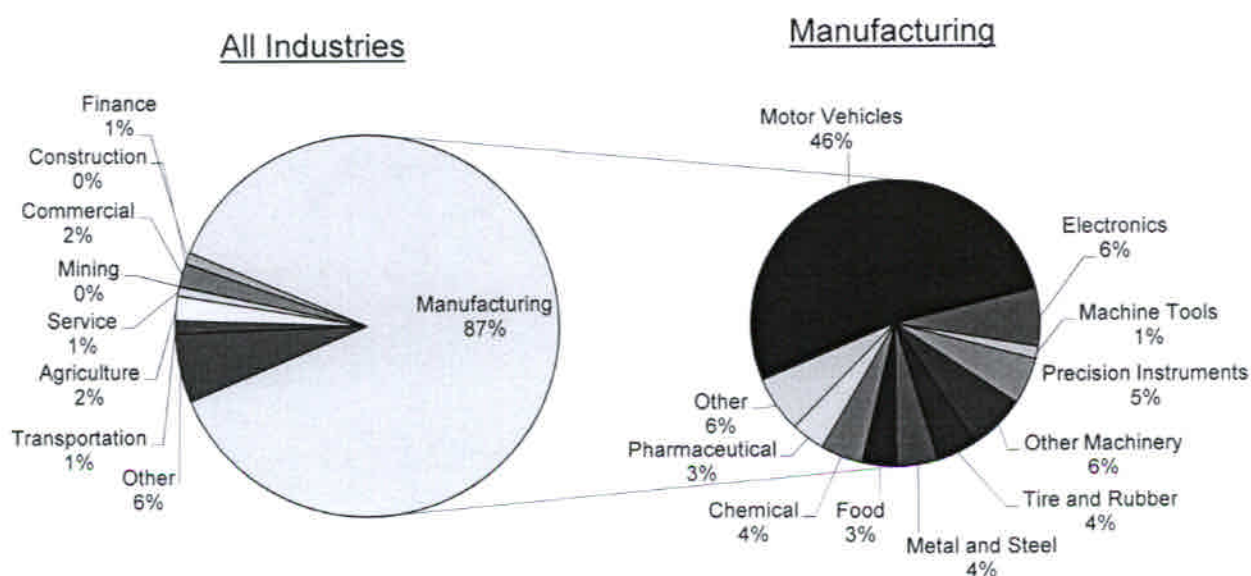
4) Share By Sector

Manufacturing continued to be the leading sector with 66% of the business facilities and 87% of the total employment. In manufacturing, the motor vehicles and parts sector accounted for 14% of the business facilities and 46% of the total employment.

Business Facility Number By Sector Share



Total Employment By Sector Share



Note: Due to rounding, the sum of the sectors may not equal 100%.

Japanese Companies in the Midwest

From a long-term perspective, the Midwest remains particularly attractive to Japanese direct investment due to its central location, top quality workforce, strong transportation network, and favorable business environment. In return, Japanese business facilities provide jobs in both urban and rural areas, source components from U.S. companies, facilitate technology transfer, and furnish revenue sources that help state and local economies.