



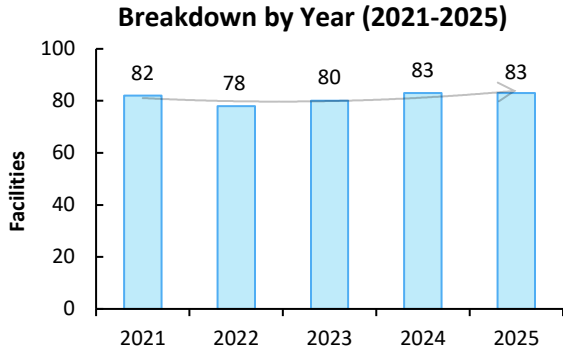
Japanese Direct Investment in Wisconsin (as of October 1, 2025)



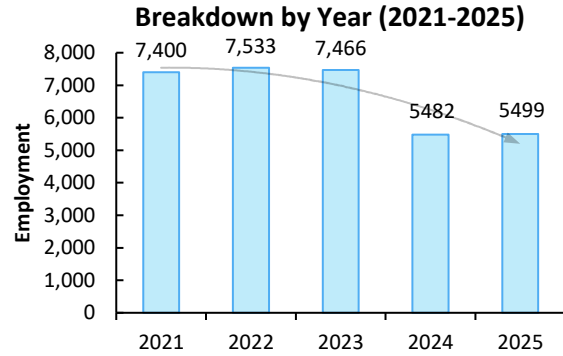
The Consulate-General of Japan in Chicago annually surveys Japanese companies in the Midwest. As the 2025 data indicates, Japanese investment contributes significantly to the state economy.

- **83 Japanese business facilities in Wisconsin**
- **5,499 direct jobs**

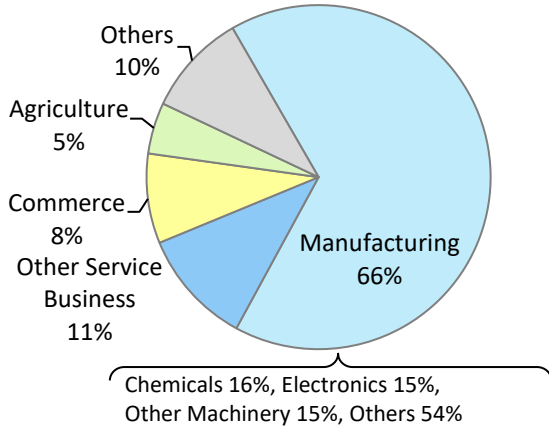
JAPANESE BUSINESS FACILITIES



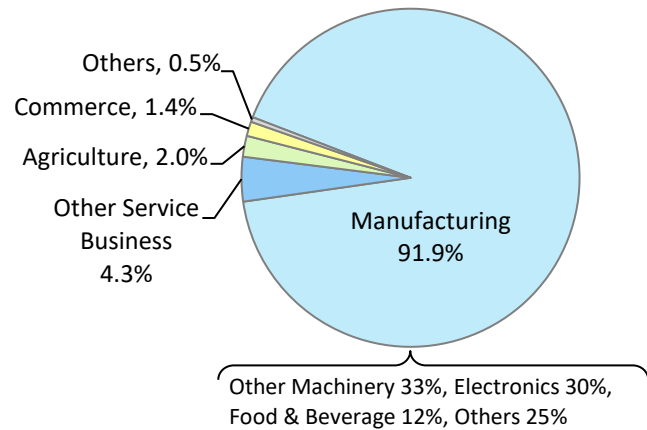
TOTAL EMPLOYMENT



Breakdown by Sector



Breakdown by Sector



GEOGRAPHIC DISTRIBUTION

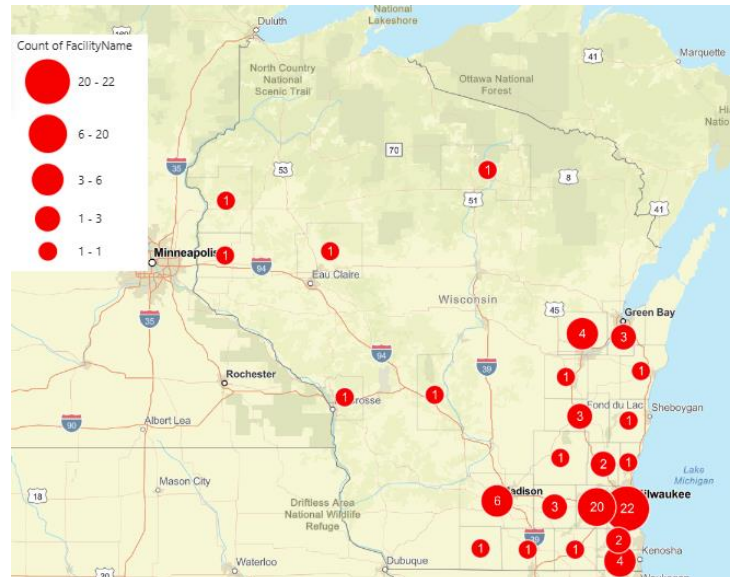
Top 5 Counties by number of Japanese Business Facilities

County	Number of Facilities
Milwaukee	22
Waukesha	20
Dane	6
Kenosha	4
Outagamie	4

Top 5 Counties by employment at Japanese Business Facilities

County	Number of Employees
Milwaukee	1731
Waukesha	845
Fond Du Lac	727
Jefferson	660
Dane	470

Map of Japanese business facilities in Wisconsin¹



Note: Japanese company for the purpose of this survey is defined as any company with 10% or more of shares held by Japanese companies or individuals.
 1: Map of Japanese business facilities by county. Size of circle indicates number of facilities in the county.



Japanese Trade with Wisconsin (as of March, 2026)

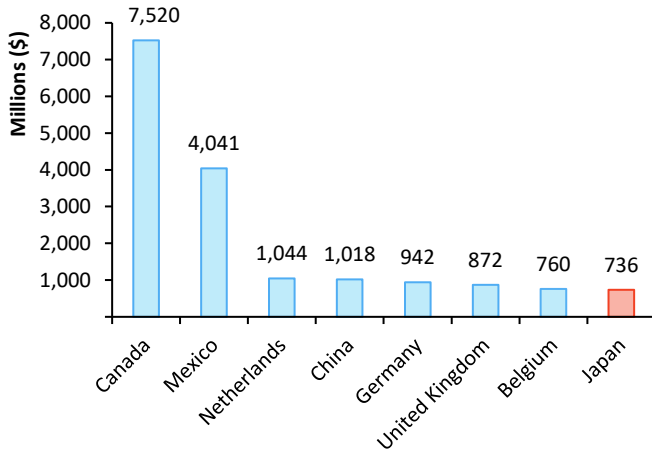


Japanese trade with Wisconsin contributes significantly to the state economy.

- Japan is Wisconsin's 8th largest export and the 14th largest import partner.
- The leading exports to Japan are Computer & Electronic Products and Food Products.
- The leading imports from Japan are Machinery (non-electrical) and Chemicals.

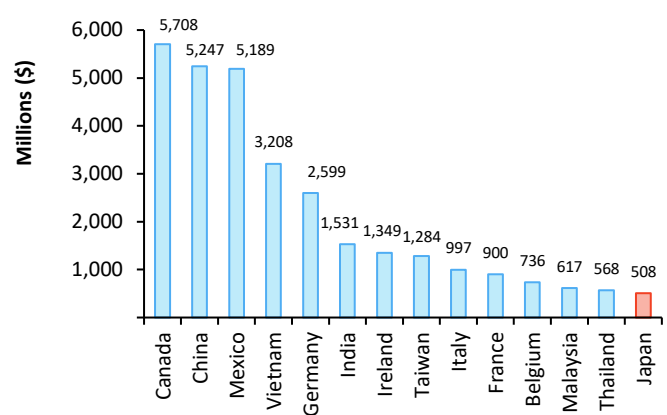
Wisconsin Exports (2025)

Breakdown by Trade Partner

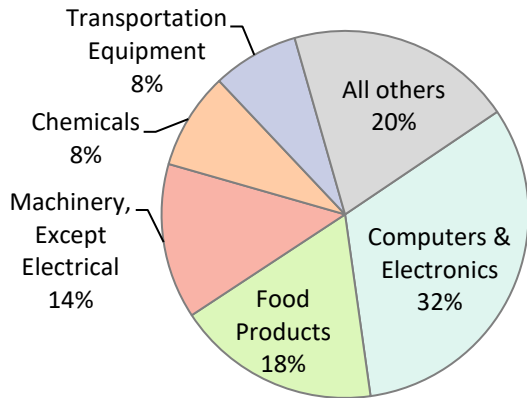


Wisconsin Imports (2025)

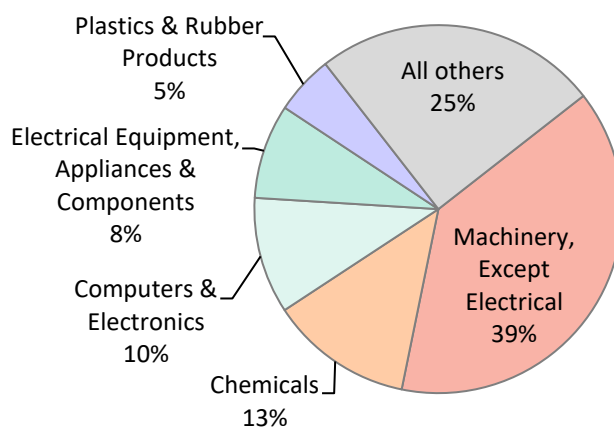
Breakdown by Trade Partner



Exports to Japan by Sector

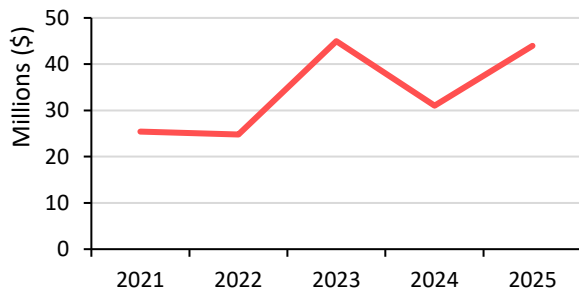


Imports from Japan by Sector



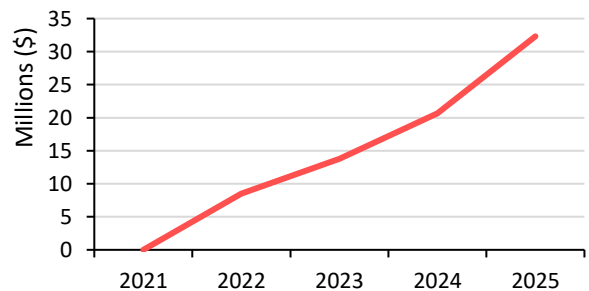
Highlighted Wisconsin Exports to Japan: Beef and E-waste

Beef Export Trend (2021-2025)



Japan is Wisconsin's largest market for beef exports. These exports have grown significantly over the last 4 years increasing almost 80% from about \$25 million in 2022 to almost \$44 million in 2025.

E-waste¹ Export Trend (2021-2025)



Japan is Wisconsin's largest market for E-waste and scrap exports. These exports have grown significantly since their start 4 years ago increasing more than 280% from about \$8 million in 2022 to over \$32 million in 2025.

Source: U.S. Census Bureau, Economic Indicators Division.

Note: HS used for breakdown by export partner and highlighted exports, NAICS used for breakdown by industry, U.S. Census Bureau Trade Data, U.S. State Export Data used for beef exports.

1: HS 8549 Electrical And Electronic Waste And Scrap