



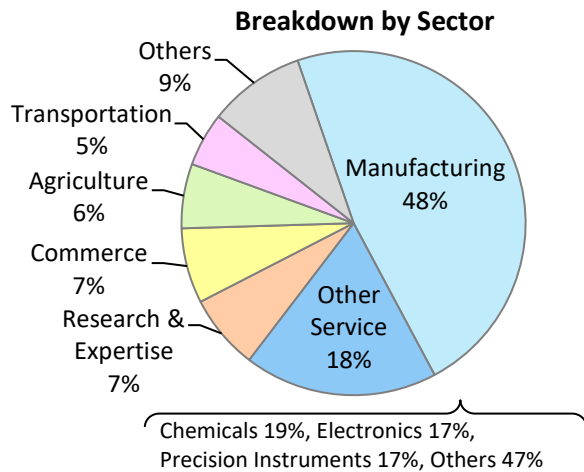
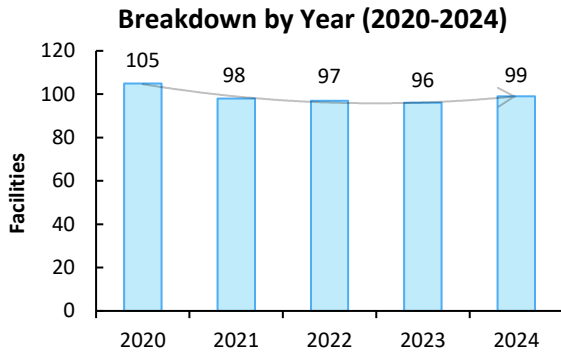
Japanese Direct Investment in Minnesota (as of October 1, 2024)



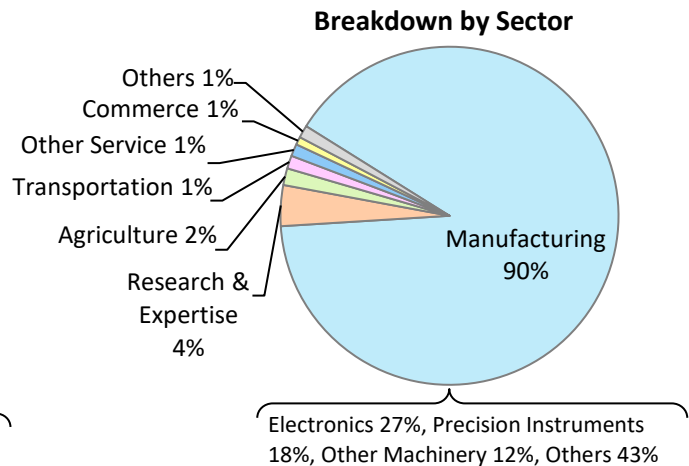
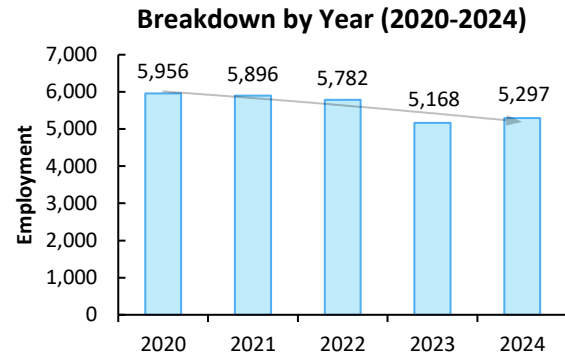
The Consulate-General of Japan in Chicago annually surveys Japanese companies in the Midwest. As the 2024 data indicates, Japanese investment contributes significantly to the state economy.

- **99 Japanese business facilities in Minnesota**
- **5,297 direct jobs**

JAPANESE BUSINESS FACILITIES



TOTAL EMPLOYMENT



GEOGRAPHIC DISTRIBUTION

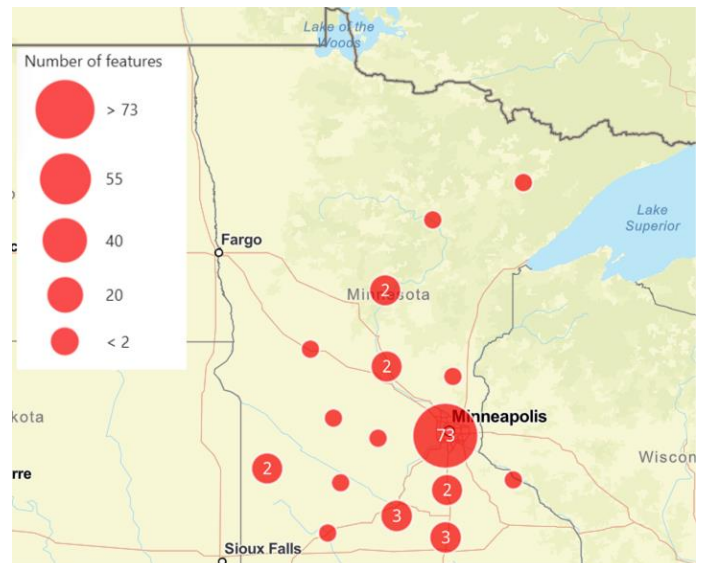
Top 3 Cities by number of Japanese Business Facilities

City	Number of Facilities
Minneapolis	10
Bloomington	9
Eagan	8

Top 3 Cities by employment at Japanese Business Facilities

City	Number of Employees
Brooklyn Park	910
Bloomington	754
Edina	521

Map of Japanese business facilities in Minnesota¹



Note: Japanese company for the purpose of this survey is defined as any company with 10% or more of shares held by Japanese companies or individuals.

¹Clustered map of Japanese business facilities by addresses.



Japanese Trade with Minnesota (as of February, 2025)

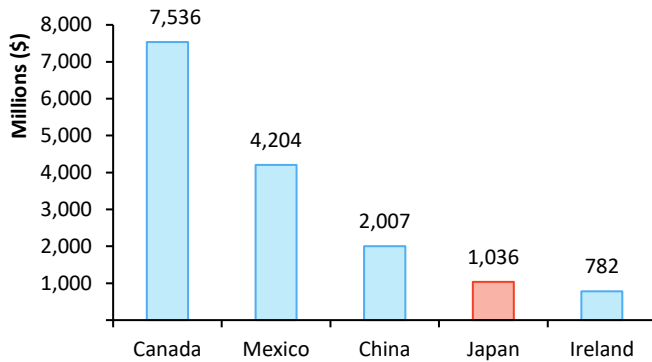


Japanese trade with Minnesota contributes significantly to the state economy.

- Japan is Minnesota's 4th largest export and the 13th largest import partner.
- The leading exports to Japan are Computer & Electronic Products and Machinery (non-electrical).
- The leading imports from Japan are Machinery (non-electrical) and Computer & Electronic Products.

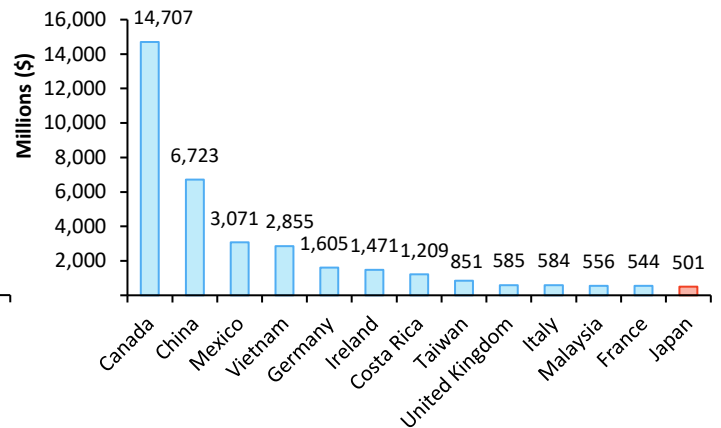
Minnesota Exports (2024)

Breakdown by Trade Partner

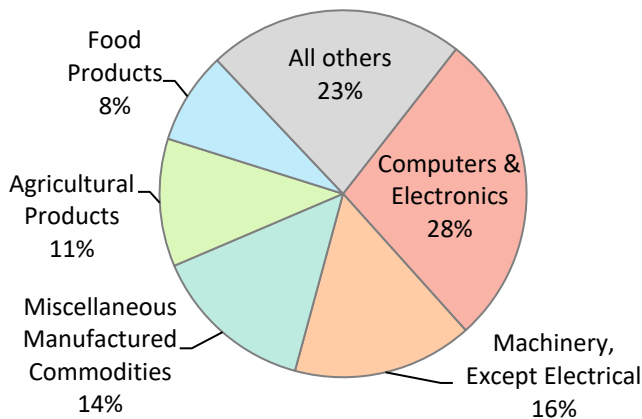


Minnesota Imports (2024)

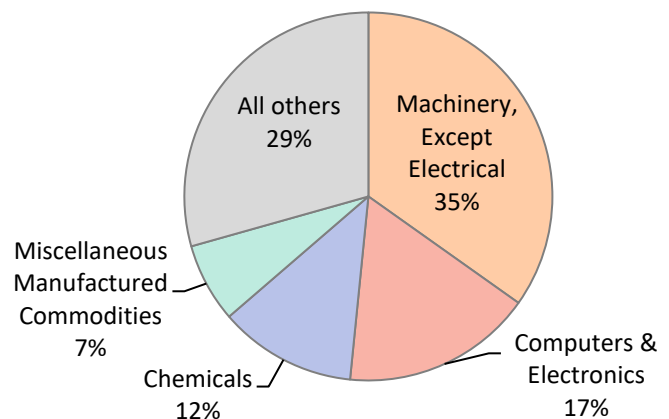
Breakdown by Trade Partner



Exports to Japan by Sector

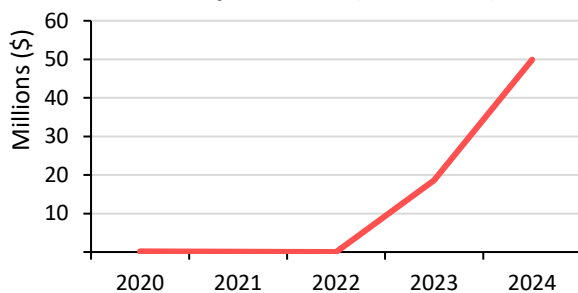


Imports from Japan by Sector



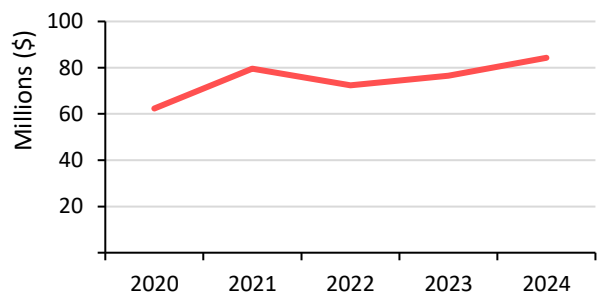
Highlighted Minnesota Exports to Japan: Wheat and Semiconductor devices

Wheat¹ Export Trend (2020-2024)



Japan is Minnesota's largest market for wheat exports. Wheat exports have grown rapidly in recent years increasing over 100,000% from less \$47 thousand in 2021 to almost \$50 million in 2024.

Semiconductor device² Export Trend (2020-2024)



Japan is Minnesota's largest market for semiconductor devices exports. Semiconductor devices exports have grown over the last 5 years increasing more than 35% from around \$62 million in 2020 to more than \$84 million in 2024.

Source: U.S. Census Bureau, Economic Indicators Division.

Note: HS used for breakdown by export partner and highlighted exports, NAICS used for breakdown by industry.

1: HS 1001 Wheat And Meslin, 2: HS 8541 Semicon Dev;photosens;led;mount Piezoelec Crys;pts