



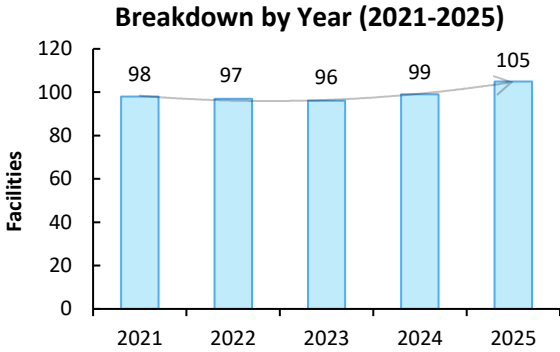
Japanese Direct Investment in Minnesota (as of October 1, 2025)



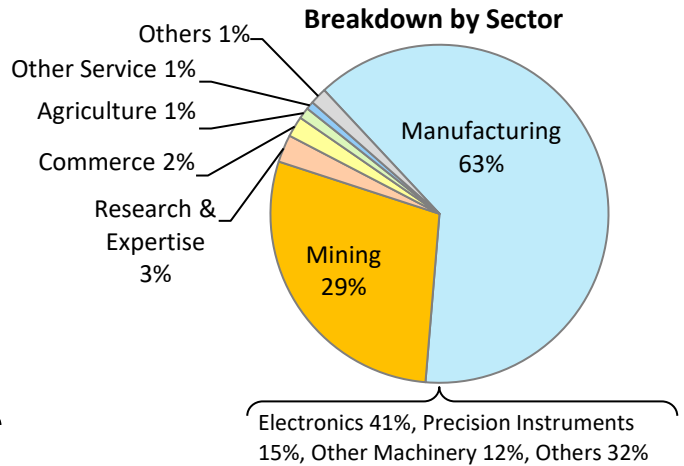
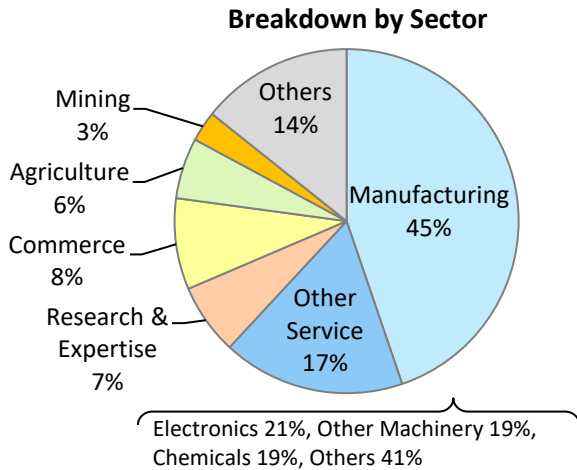
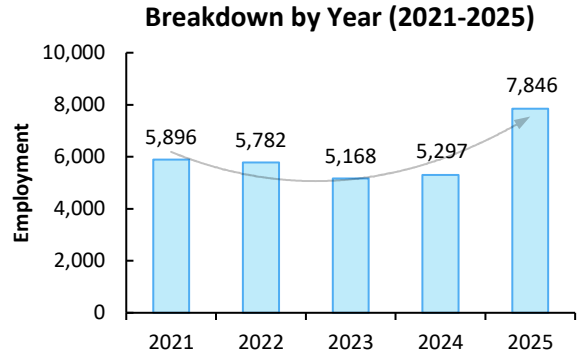
The Consulate-General of Japan in Chicago annually surveys Japanese companies in the Midwest. As the 2025 data indicates, Japanese investment contributes significantly to the state economy.

- 105 Japanese business facilities in Minnesota
- 7,846 direct jobs

JAPANESE BUSINESS FACILITIES



TOTAL EMPLOYMENT



GEOGRAPHIC DISTRIBUTION

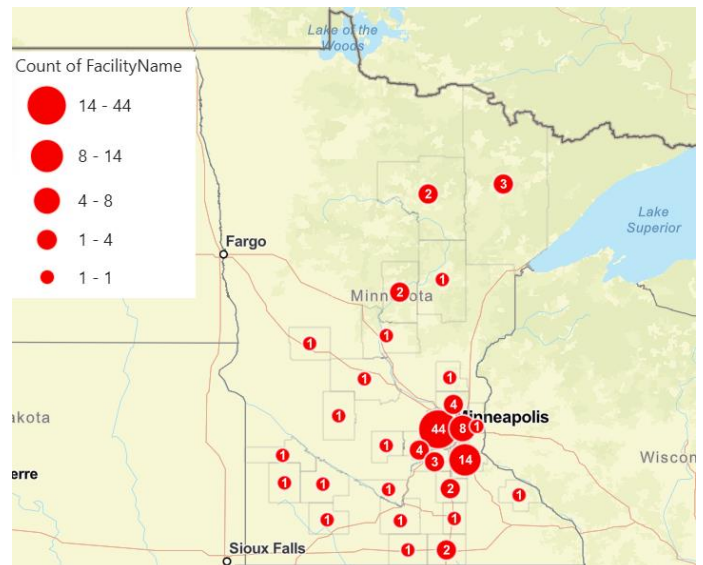
Top 2 Counties by number of Japanese Business Facilities

County	Number of Facilities
Hennepin	44
Dakota	14

Top 2 Counties by employment at Japanese Business Facilities

County	Number of Employees
Hennepin	3054
St. Louis	1812

Map of Japanese business facilities in Minnesota¹



Note: Japanese company for the purpose of this survey is defined as any company with 10% or more of shares held by Japanese companies or individuals.

¹Map of Japanese business facilities by county. Size of circle indicates number of facilities in the county.



Japanese Trade with Minnesota (as of March, 2026)

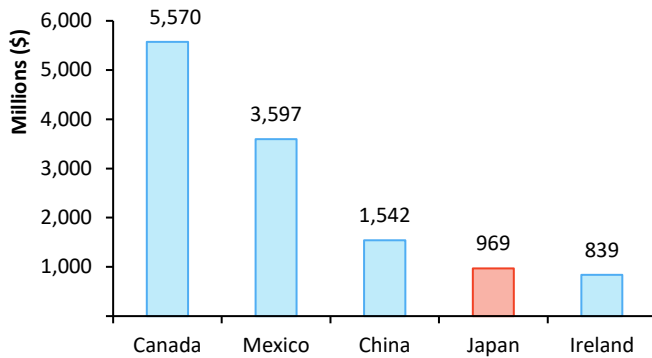


Japanese trade with Minnesota contributes significantly to the state economy.

- **Japan is Minnesota's 4th largest export and the 11th largest import partner.**
- **The leading exports to Japan are Computer & Electronic Products.**
- **The leading imports from Japan are Machinery (non-electrical) and Computer & Electronic Products.**

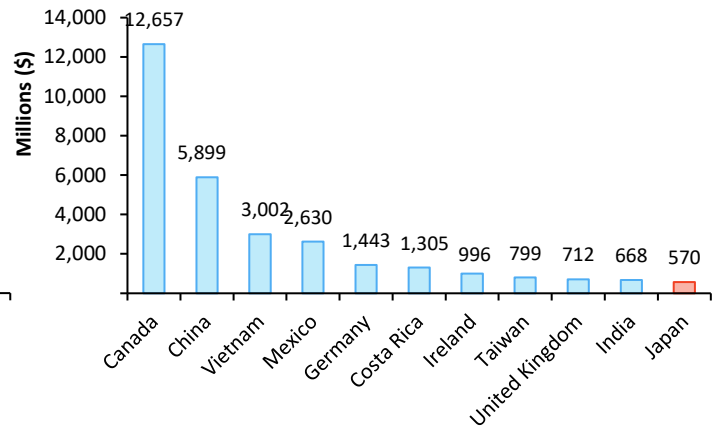
Minnesota Exports (2025)

Breakdown by Trade Partner

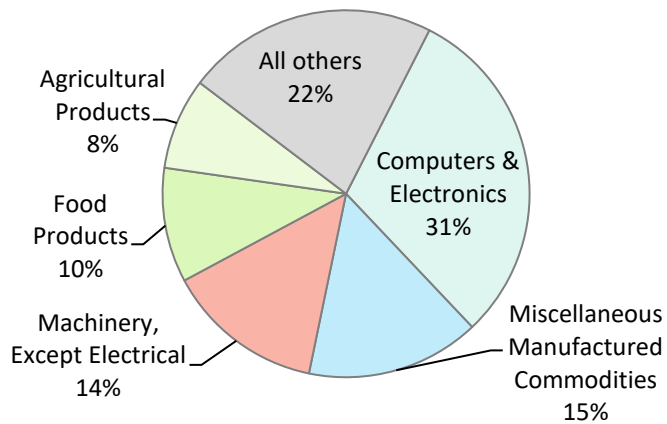


Minnesota Imports (2025)

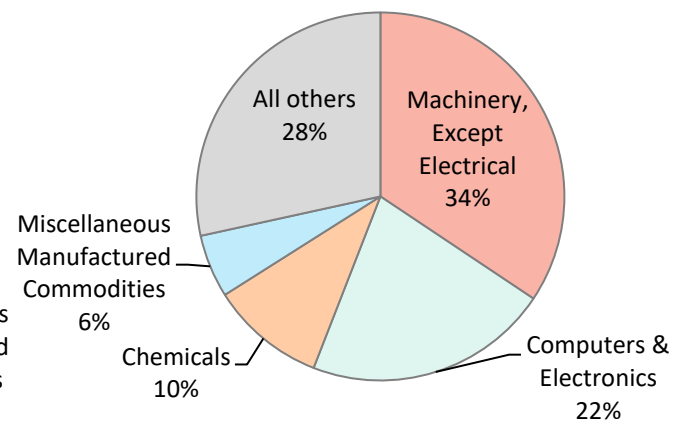
Breakdown by Trade Partner



Exports to Japan by Sector

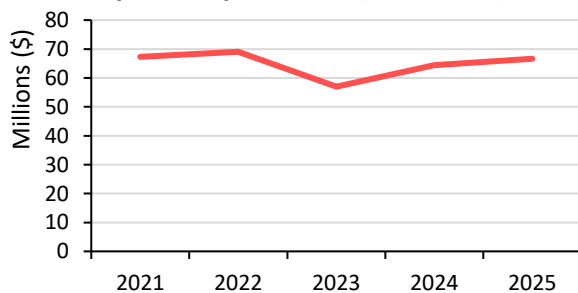


Imports from Japan by Sector



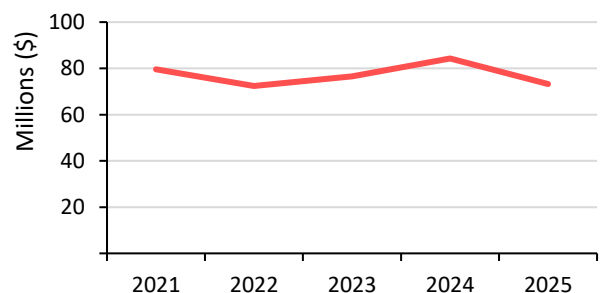
Highlighted Minnesota Exports to Japan: Soybeans and Semiconductor devices

Soybean Export Trend (2021-2025)



Japan is Minnesota's 2nd largest market for soybean exports. In 2025 exports to Japan accounted for more than 20% of all Minnesota's soybean exports.

Semiconductor device¹ Export Trend (2021-2025)



Japan is Minnesota's largest market for semiconductor device exports. In 2025 exports to Japan accounted for more than 30% of all Minnesota semiconductor device exports.

Source: U.S. Census Bureau, Economic Indicators Division.

Note: HS used for breakdown by export partner and highlighted exports, NAICS used for breakdown by industry, U.S. Census Bureau Trade Data, U.S. State Export Data used for soybean exports.

1: HS 8541 Semicon Dev;photosens;led;mount Piezoelec Crys;pts