



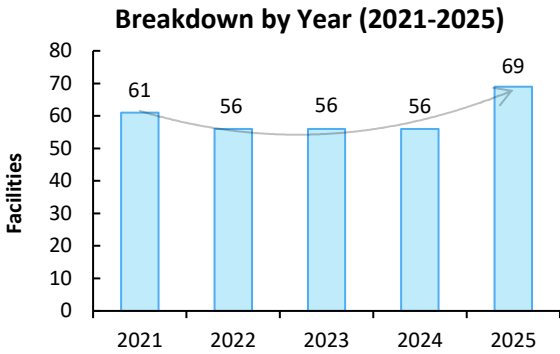
# Japanese Direct Investment in Kansas (as of October 1, 2025)



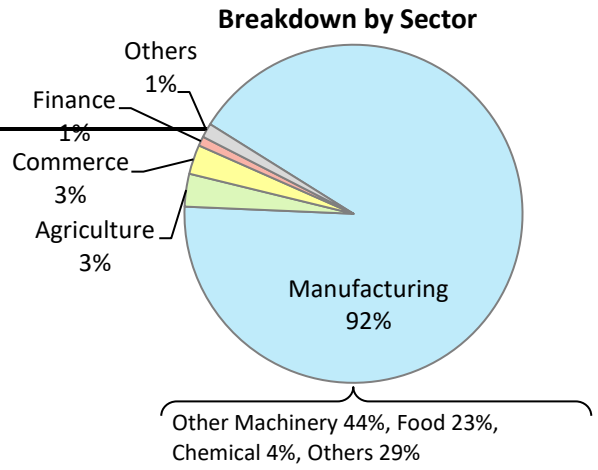
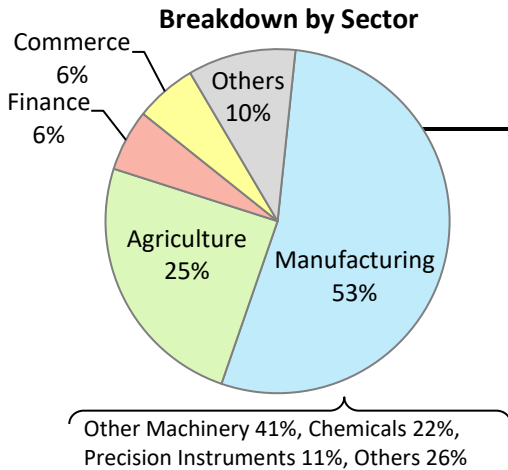
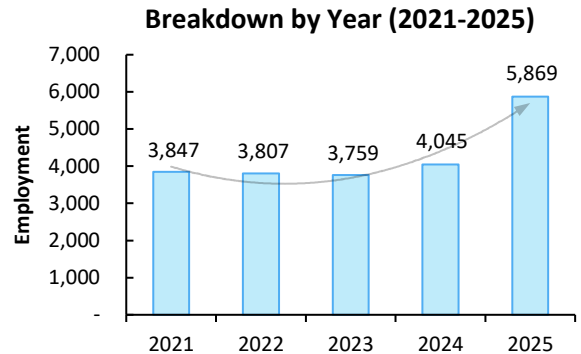
The Consulate-General of Japan in Chicago annually surveys Japanese companies in the Midwest. As the 2025 data indicates, Japanese investment contributes significantly to the state economy.

- **69 Japanese business facilities in Kansas**
- **5,869 direct jobs**

## JAPANESE BUSINESS FACILITIES



## TOTAL EMPLOYMENT



## GEOGRAPHIC DISTRIBUTION

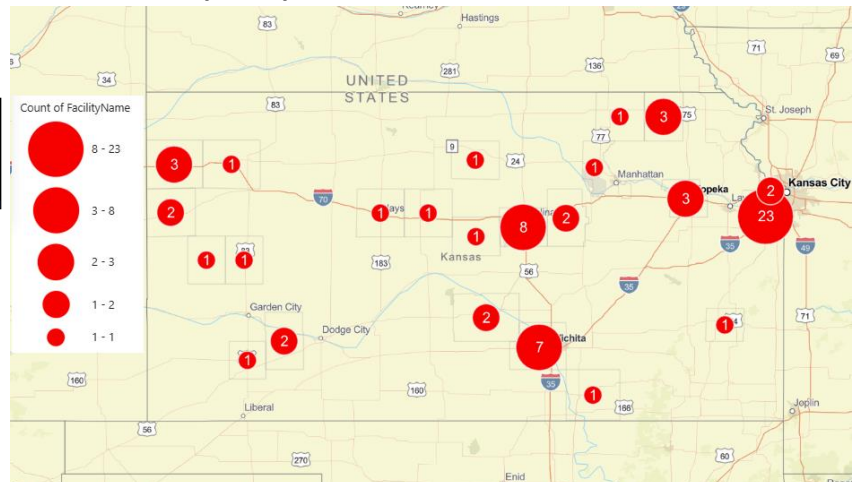
Map of Japanese business facilities in Kansas<sup>1</sup>

Top 2 Counties by number of Japanese Business Facilities

County	Number of Facilities
Johnson	23
Saline	8

Top 2 Counties by employment at Japanese Business Facilities

County	Number of Employees
Saline	2170
Johnson	1914



Note: Japanese company for the purpose of this survey is defined as any company with 10% or more of shares held by Japanese companies or individuals.  
 1: Clustered map of Japanese business facilities by addresses.



# Japanese Direct Investment in Kansas (as of March, 2026)

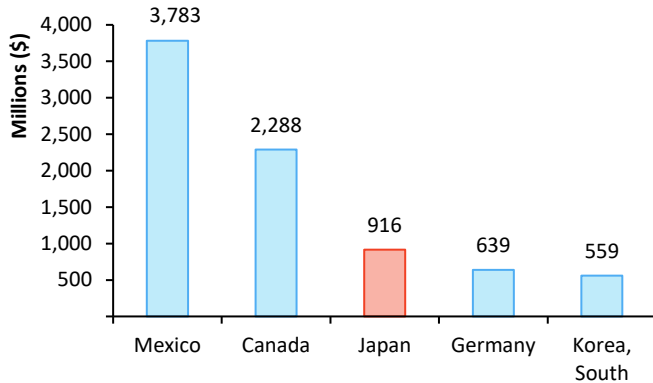


Japanese trade with Kansas contributes significantly to the state economy.

- **Japan is Kansas' 3<sup>rd</sup> largest export and the 3<sup>rd</sup> largest import partner.**
- **The leading exports to Japan are Food Products.**
- **The leading imports from Japan are Machinery (non-electrical).**

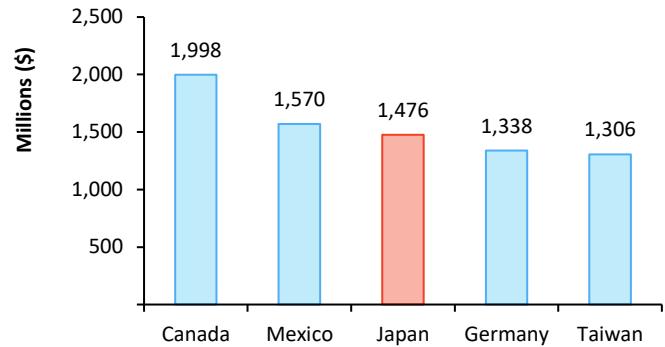
## Kansas Exports (2025)

Breakdown by Trade Partner

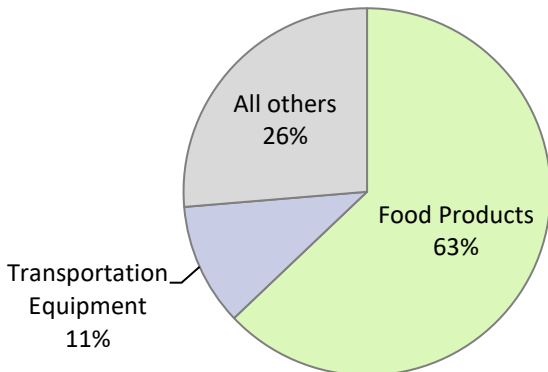


## Kansas Imports (2025)

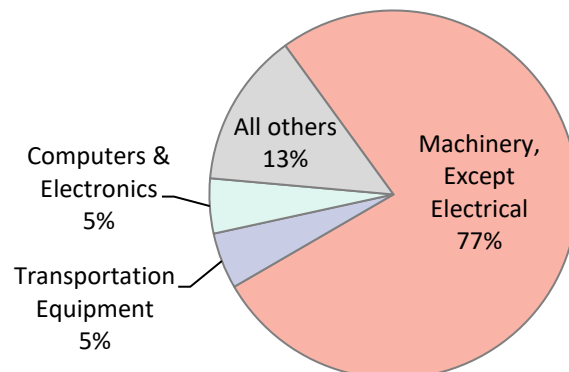
Breakdown by Trade Partner



Exports to Japan by Sector



Imports from Japan by Sector



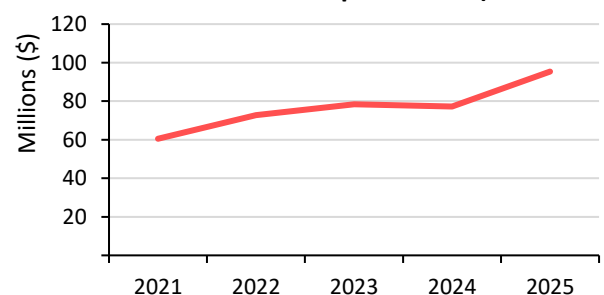
## Highlighted Kansas Exports to Japan: Beef and Aircraft

Top 5 Beef Export Partners

Partner	Export Value (Millions of Dollars)
Japan	532
Korea, South	306
Mexico	216
Taiwan	152
Netherlands	85

Japan is Kansas's largest market for beef exports, and has been for 15 years. In 2025, exports to Japan accounted for more than 35% of all Kansas beef exports.

Civilian Aircraft & Parts<sup>1</sup> Export Trend (2021-2025)



Civilian aircraft & parts exports have grown steadily over the last 5 years increasing almost 60% from about \$60.5 million in 2021 to more than \$95 million in 2025.

Source: U.S. Census Bureau, Economic Indicators Division.

Note: HS used for breakdown by export partner and highlighted exports, NAICS used for breakdown by industry, U.S. State Export Data used for corn exports.

1: HS 8800 Civilian Aircraft, Engines, And Parts.