



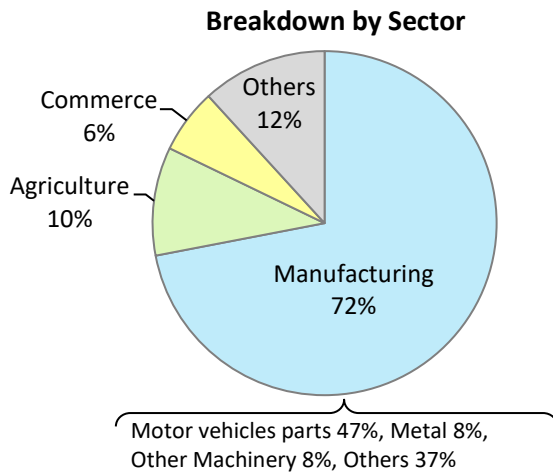
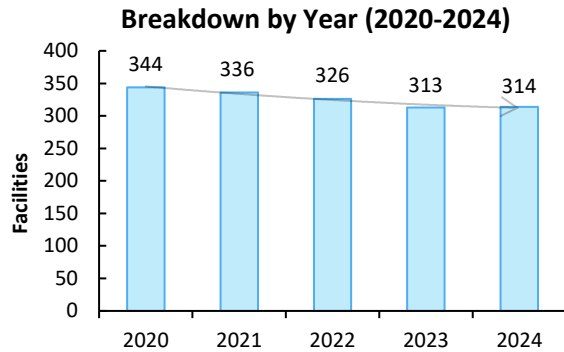
Japanese Direct Investment in Indiana (as of October 1, 2024)



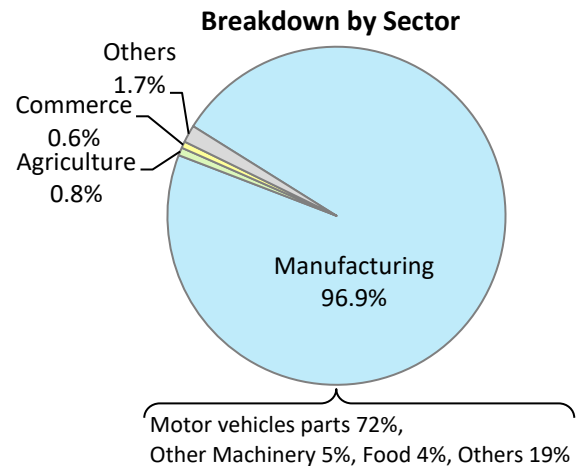
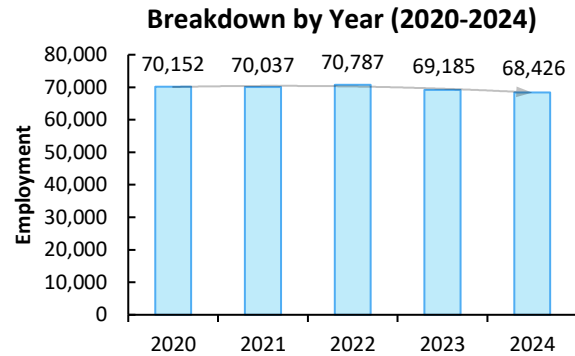
The Consulate-General of Japan in Chicago annually surveys Japanese companies in the Midwest. As the 2024 data indicates, Japanese investment contributes significantly to the state economy.

- **314 Japanese business facilities in Indiana**
- **68,426 direct jobs**

JAPANESE BUSINESS FACILITIES



TOTAL EMPLOYMENT



GEOGRAPHIC DISTRIBUTION

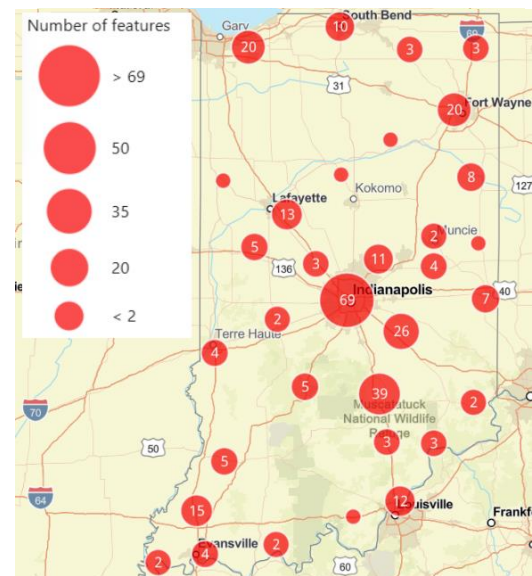
Top 5 Cities by number of Japanese Business Facilities

City	Number of Facilities
Indianapolis	40
Columbus	23
Princeton	13
Shelbyville	11
Fort Wayne	10

Top 5 Cities by employment at Japanese Business Facilities

City	Number of Employees
Princeton	9846
Lafayette	7379
Columbus	5897
Greensburg	4600
Seymour	2544

Map of Japanese business facilities in Indiana¹



Note: Japanese company for the purpose of this survey is defined as any company with 10% or more of shares held by Japanese companies or individuals.

¹Clustered map of Japanese business facilities by addresses.



Japanese Trade with Indiana (as of February, 2025)

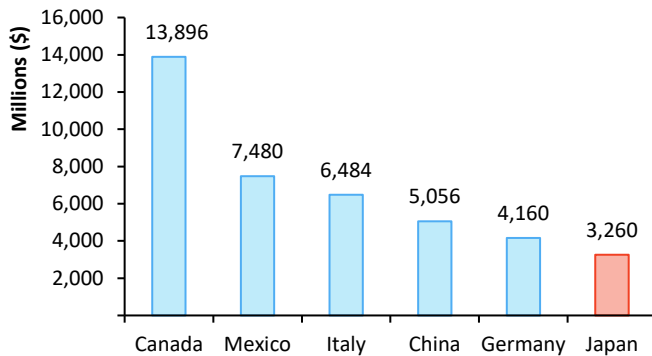


Japanese trade with Indiana contributes significantly to the state economy.

- Japan is Indiana's 6th largest export and the 6th largest import partner.
- The leading exports to Japan are Chemicals.
- The leading imports from Japan are Transportation Equipment and Machinery (non-electrical)

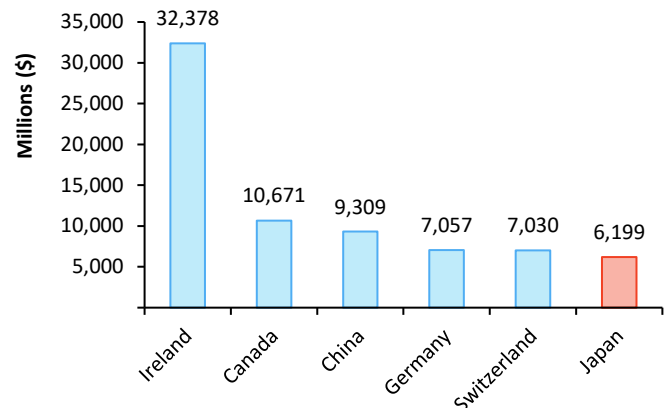
Indiana Exports (2024)

Breakdown by Trade Partner

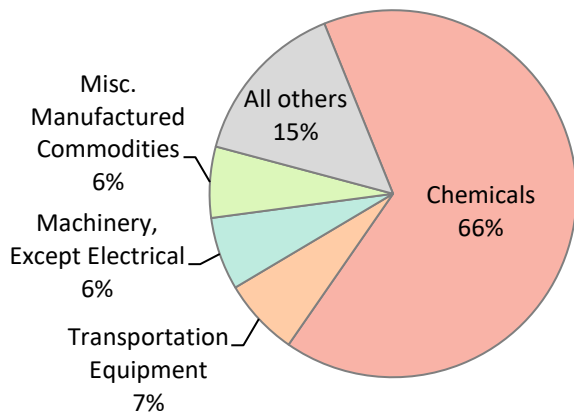


Indiana Imports (2024)

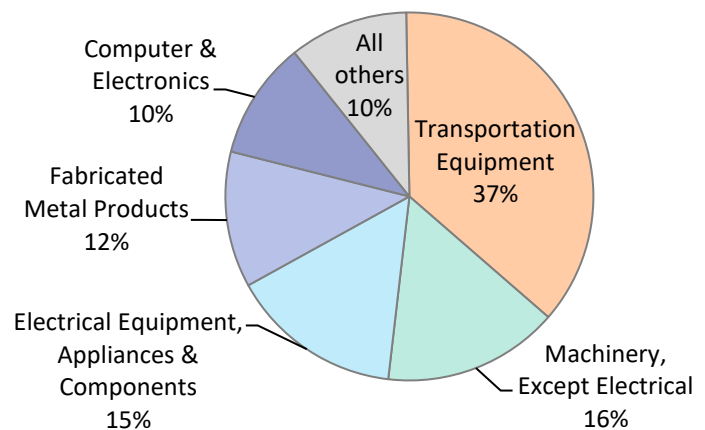
Breakdown by Trade Partner



Exports to Japan by Sector

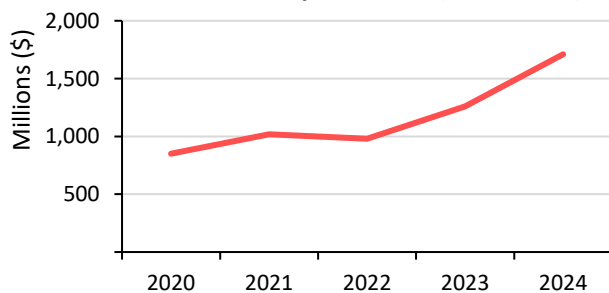


Imports from Japan by Sector



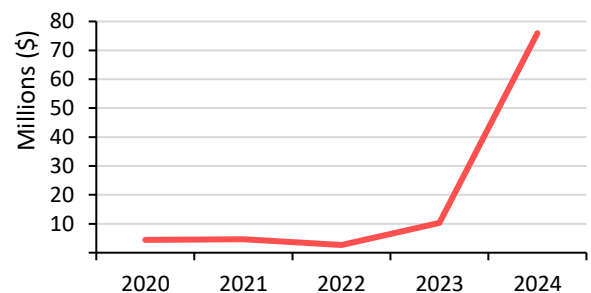
Highlighted Indiana Exports to Japan: Pharmaceuticals and Cars

Pharmaceutical¹ Export Trend (2020-2024)



Japan is Indiana's 2nd largest market for pharmaceutical exports. Pharmaceutical exports have grown significantly the last 5 years increasing over 100% from around \$850 million in 2020 to over \$1.7 billion in 2024.

Car² Export Trend (2020-2024)



Japan is Indiana's 6th largest market for car exports. Car exports have grown drastically in recent years increasing more than 1600% from around \$4 million in 2020 to almost \$76 million in 2024.

Source: U.S. Census Bureau, Economic Indicators Division.

Note: HS used for breakdown by export partner and highlighted exports, NAICS used for breakdown by industry.

1: HS 30 Pharmaceutical Products, 2: HS 8703 Motor Cars & Vehicles For Transporting Persons