



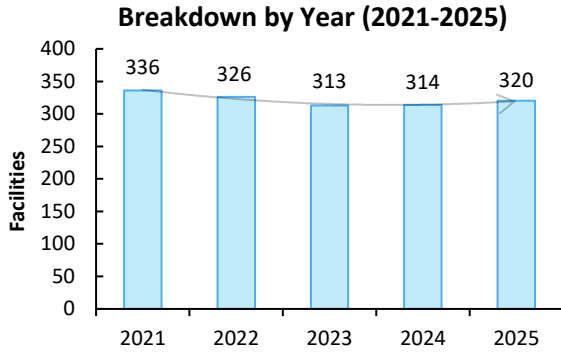
Japanese Direct Investment in Indiana (as of October 1, 2025)



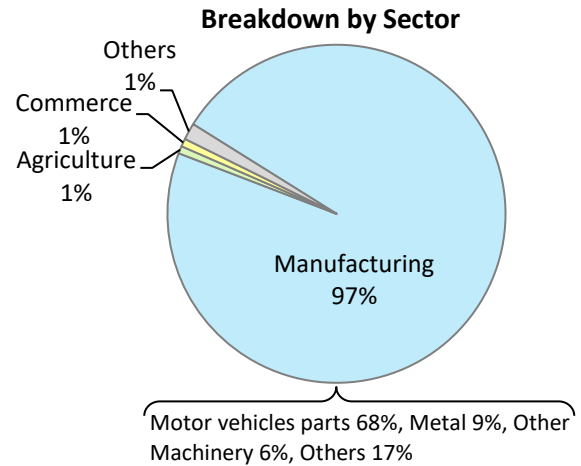
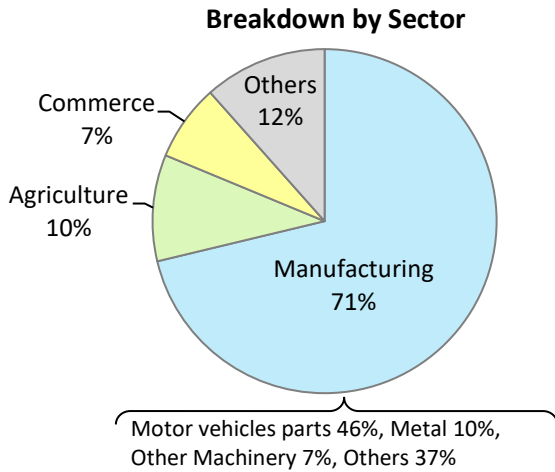
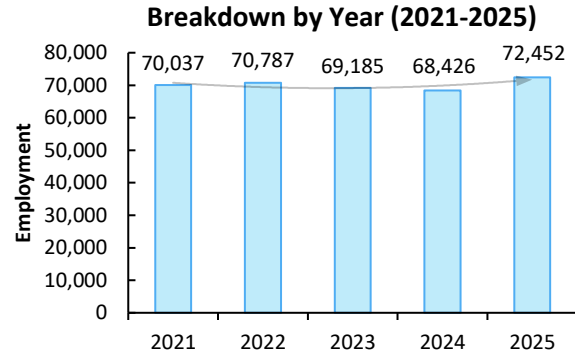
The Consulate-General of Japan in Chicago annually surveys Japanese companies in the Midwest. As the 2025 data indicates, Japanese investment contributes significantly to the state economy.

- **320 Japanese business facilities in Indiana**
- **72,452 direct jobs**

JAPANESE BUSINESS FACILITIES



TOTAL EMPLOYMENT



GEOGRAPHIC DISTRIBUTION

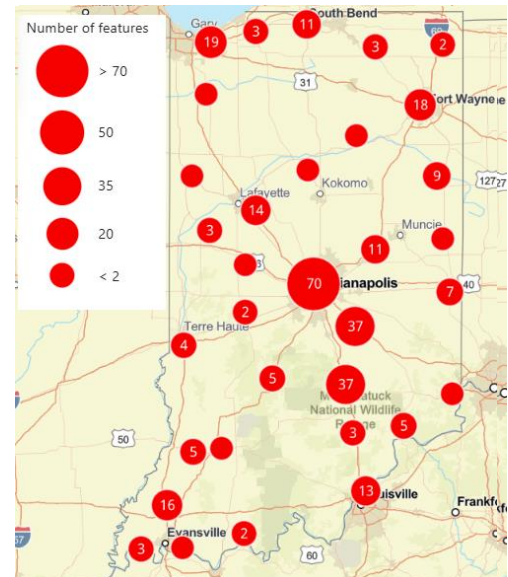
Top 4 Cities by number of Japanese Business Facilities

City	Number of Facilities
Indianapolis	40
Columbus	23
Shelbyville	13
Princeton	12

Top 4 Cities by employment at Japanese Business Facilities

City	Number of Employees
Princeton	10621
Lafayette	7226
Columbus	5884
Greensburg	4600

Map of Japanese business facilities in Indiana¹



Note: Japanese company for the purpose of this survey is defined as any company with 10% or more of shares held by Japanese companies or individuals.
¹Clustered map of Japanese business facilities by addresses.



Japanese Trade with Indiana (as of March, 2026)

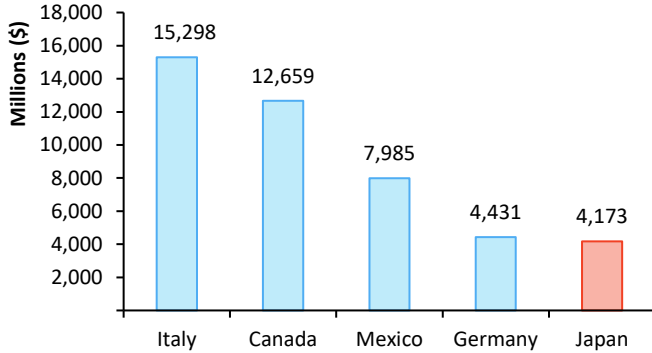


Japanese trade with Indiana contributes significantly to the state economy.

- **Japan is Indiana’s 5th largest export and the 7th largest import partner.**
- **The leading exports to Japan are Chemicals.**
- **The leading imports from Japan are Transportation Equipment and Electrical Equipment**

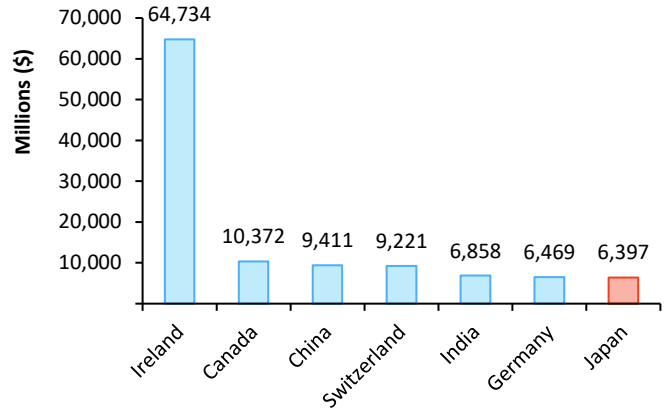
Indiana Exports (2025)

Breakdown by Trade Partner

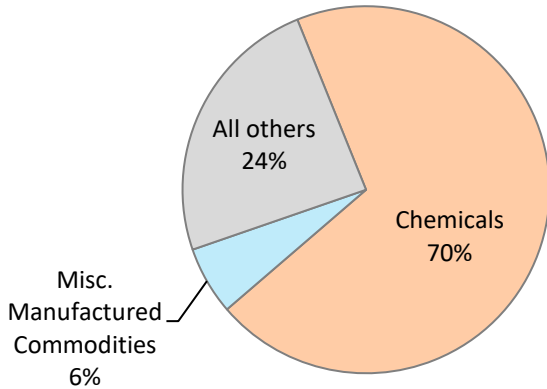


Indiana Imports (2025)

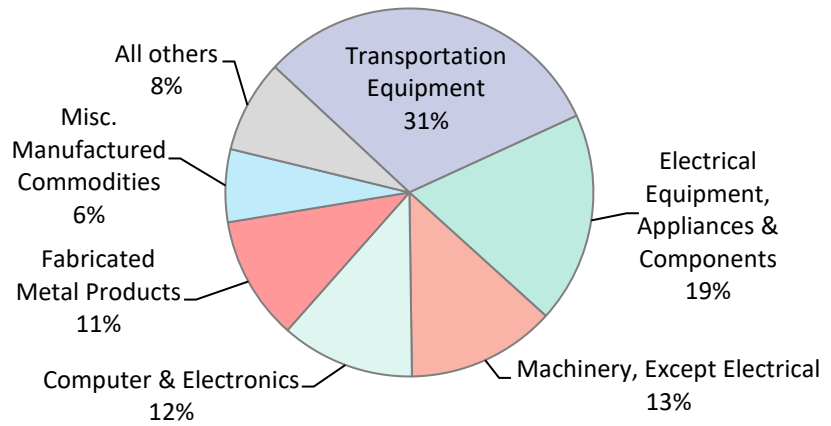
Breakdown by Trade Partner



Exports to Japan by Sector

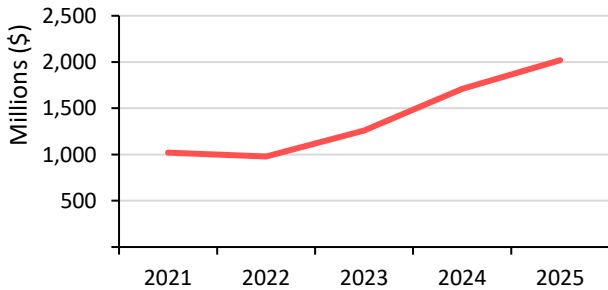


Imports from Japan by Sector



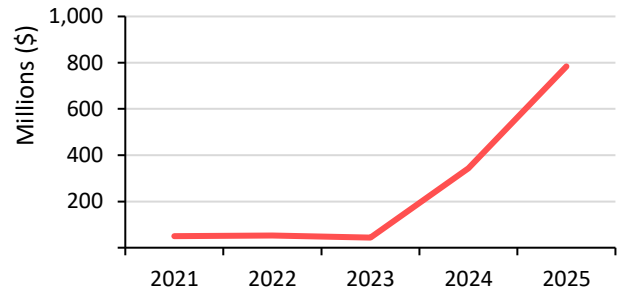
Highlighted Indiana Exports to Japan: Pharmaceuticals and Laboratory Reagents

Pharmaceutical¹ Export Trend (2021-2025)



Japan is Indiana’s largest market for pharmaceutical exports. Pharmaceutical exports have grown significantly in recent years increasing over 106% from less than \$980 million in 2022 to over \$2 billion in 2025.

Laboratory Reagents² Export Trend (2021-2025)



Japan is Indiana’s largest market for laboratory reagents exports. Laboratory reagents exports have grown drastically in recent years increasing almost 1700% from less than \$44 million in 2023 to almost \$784 million in 2025.

Source: U.S. Census Bureau, Economic Indicators Division.

Note: HS used for breakdown by export partner and highlighted exports, NAICS used for breakdown by industry.

1: HS 30 Pharmaceutical Products, 2: HS 3822 Diag/lab Reagents Incl Kits, Excl Head 3006;crm