



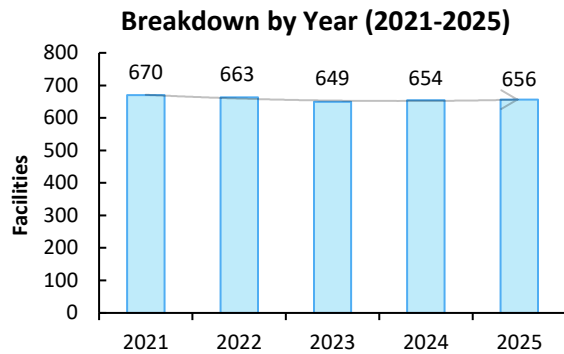
Japanese Direct Investment in Illinois (as of October 1, 2025)



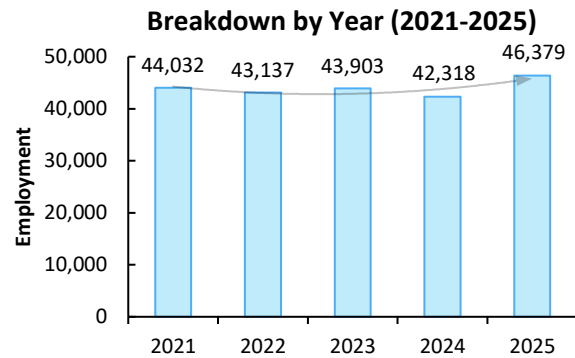
The Consulate-General of Japan in Chicago annually surveys Japanese companies in the Midwest. As the 2025 data indicates, Japanese investment contributes significantly to the state economy.

- 656 Japanese business facilities in Illinois; highest total in the Midwest
- 46,379 direct jobs

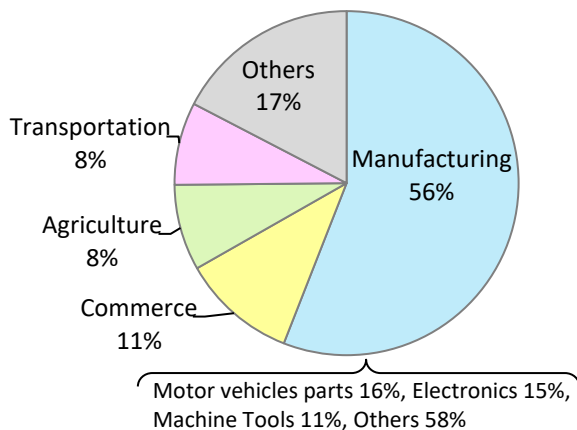
JAPANESE BUSINESS FACILITIES



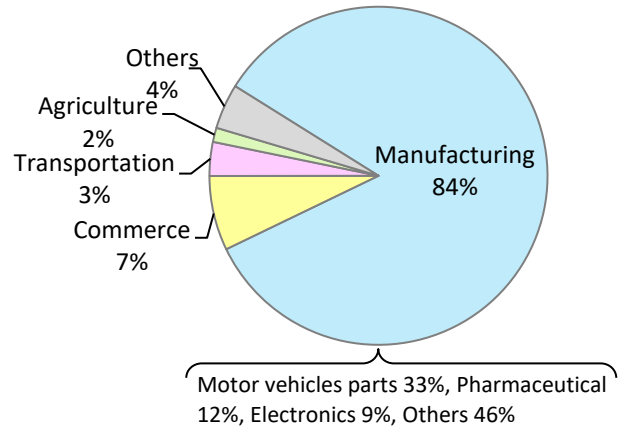
TOTAL EMPLOYMENT



Breakdown by Sector



Breakdown by Sector



GEOGRAPHIC DISTRIBUTION

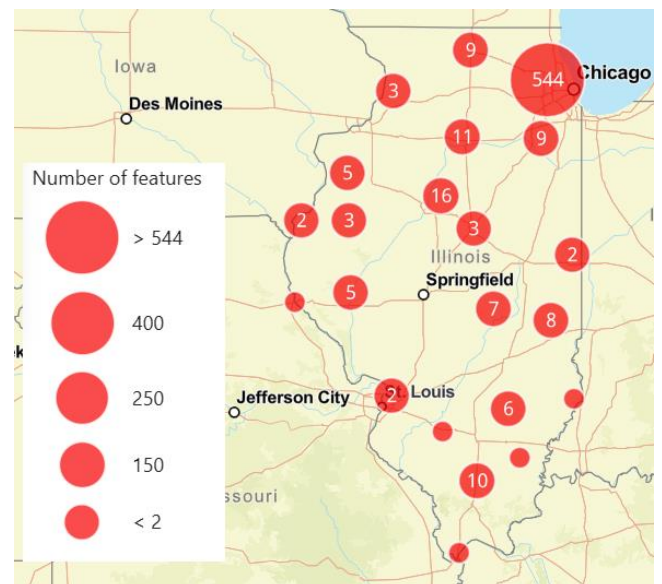
Top 5 Cities by number of Japanese Business Facilities

City	Number of Facilities
Schaumburg	81
Chicago	74
Elk Grove Village	64
Itasca	35
Rolling Meadows	26

Top 5 Cities by employment at Japanese Business Facilities

City	Number of Employees
Northbrook	3003
Chicago	2912
Schaumburg	2499
Marion	2414
Elk Grove Village	1929

Map of Japanese business facilities in Illinois¹



Note: Japanese company for the purpose of this survey is defined as any company with 10% or more of shares held by Japanese companies or individuals.

¹Clustered map of Japanese business facilities by addresses.



Japanese Trade with Illinois (as of March, 2026)

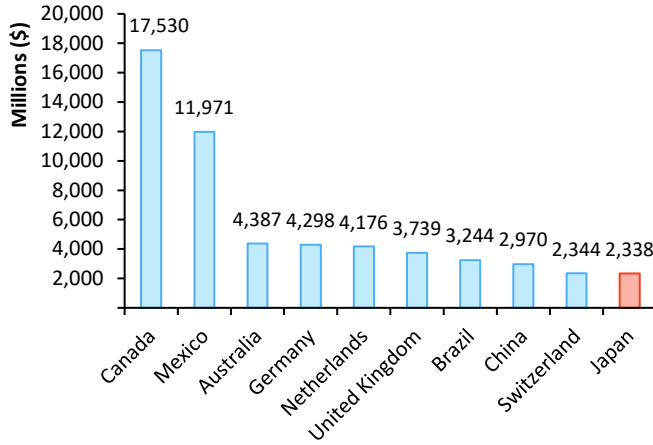


Japanese trade with Illinois contributes significantly to the state economy.

- **Japan is Illinois' 10th largest export and the 7th largest import partner.**
- **The leading exports to Japan are Chemicals and Computer & Electronic Products.**
- **The leading imports from Japan are Machinery (non-electrical) and Chemicals.**

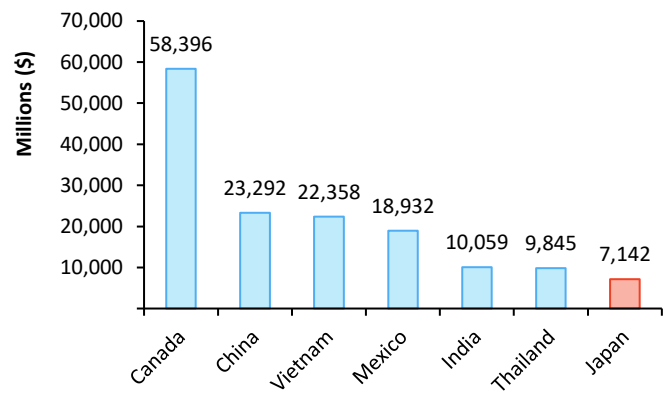
Illinois Exports (2025)

Breakdown by Trade Partner

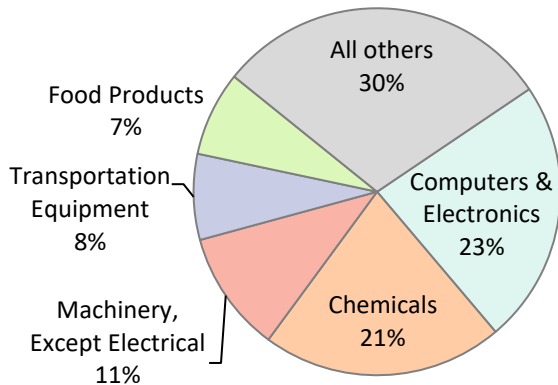


Illinois Imports (2025)

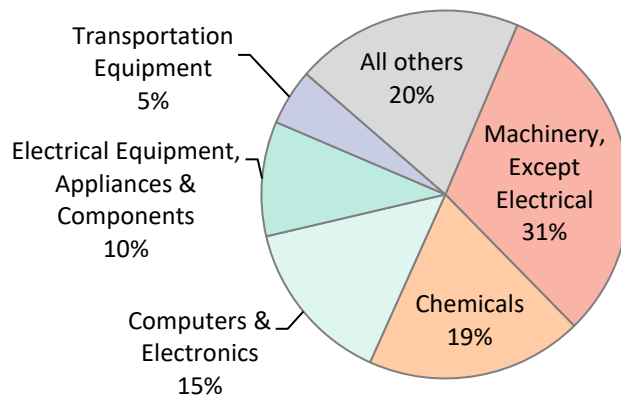
Breakdown by Trade Partner



Exports to Japan by Sector

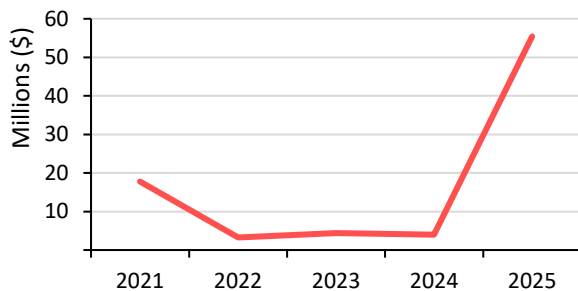


Imports from Japan by Sector



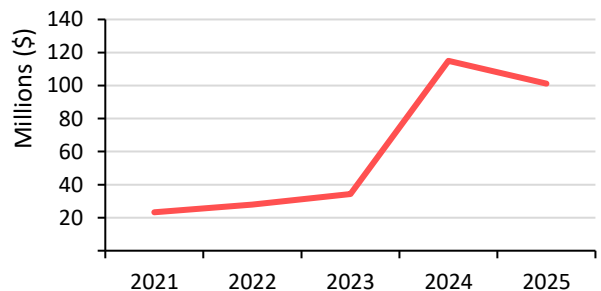
Highlighted Illinois Exports to Japan: Optical Fibers and Computers

Optical Fiber¹ Export Trend (2021-2025)



Japan is Illinois' largest market for optical fiber exports. Exports have grown massively in recent years increasing over 1600% from around \$3 million in 2022 to over \$55 million in 2025.

Computer² Export Trend (2021-2025)



Japan is Illinois' 5th largest market for computer exports. Computer exports have grown over the past 5 years increasing 335% from around \$23 million in 2021 to over \$101 million in 2025.

Source: U.S. Census Bureau, Economic Indicators Division.

Note: HS used for breakdown by export partner and highlighted exports, NAICS used for breakdown by industry.

1: HS 9001 Opt Fibers & Bund Etc; Pol Sheets; Unmoun Opt Elem, 2: HS 8471 Automatic Data Process Machines; Magn Reader Etc