



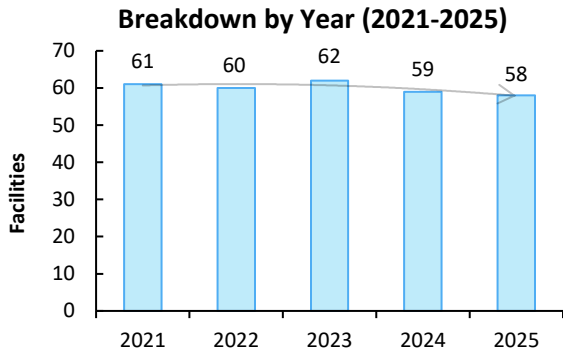
Japanese Direct Investment in Iowa (as of October 1, 2025)



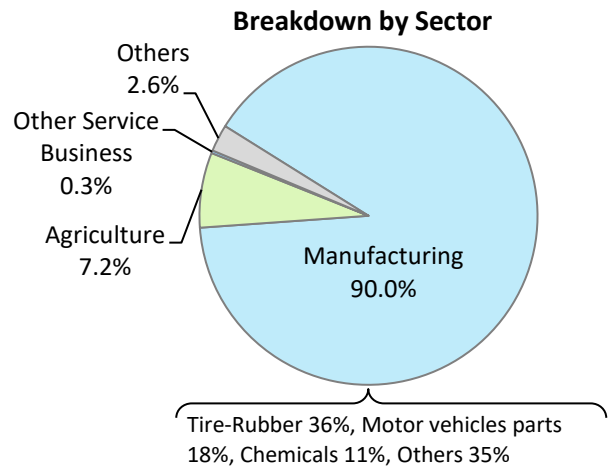
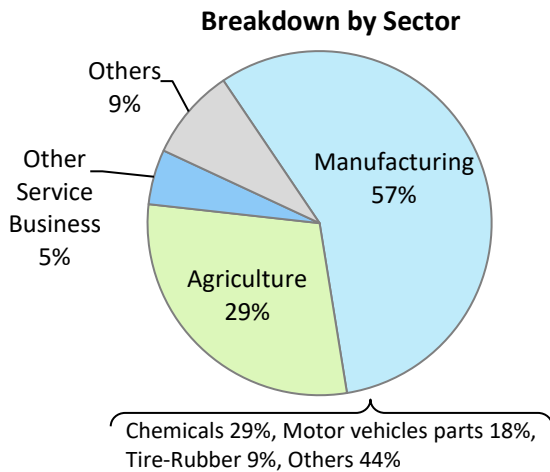
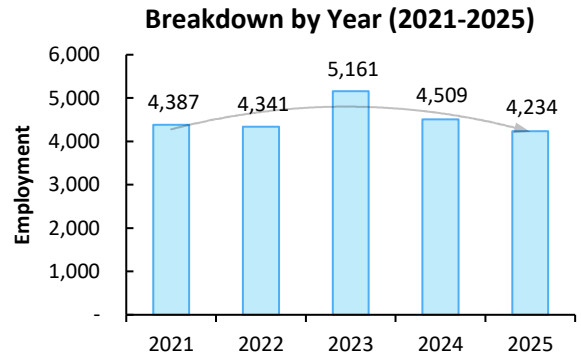
The Consulate-General of Japan in Chicago annually surveys Japanese companies in the Midwest. As the 2025 data indicates, Japanese investment contributes significantly to the state economy.

- **58 Japanese business facilities in Iowa**
- **4,234 direct jobs**

JAPANESE BUSINESS FACILITIES



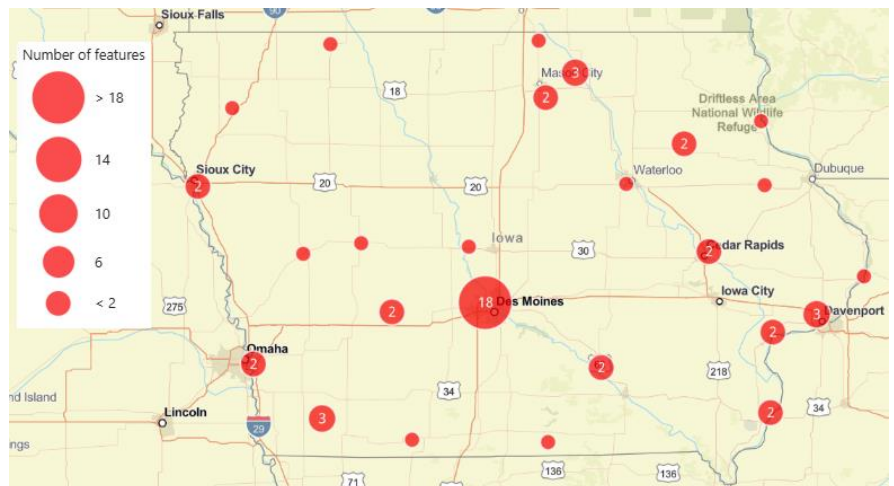
TOTAL EMPLOYMENT



GEOGRAPHIC DISTRIBUTION

Map of Japanese business facilities in Iowa¹

- The largest concentration of facilities is in the Des Moines metropolitan area.
- The City of Des Moines has the highest number of Japanese business facilities (6) and the highest level of employment (1,618) as of October 2025.



Note: Japanese company for the purpose of this survey is defined as any company with 10% or more of shares held by Japanese companies or individuals.
¹Clustered map of Japanese business facilities by addresses



Japanese Trade with Iowa (as of March, 2026)

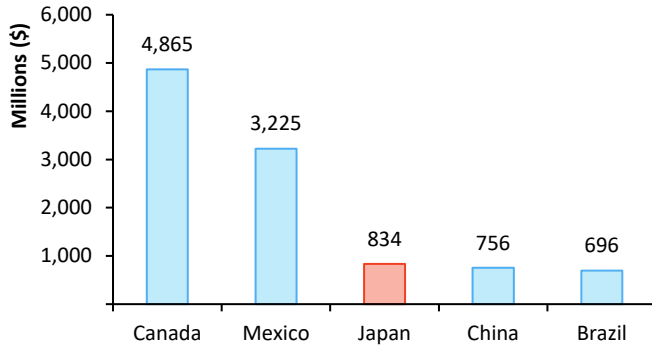


Japanese trade with Iowa contributes significantly to the state economy.

- Japan is Iowa's 3rd largest export and the 9th largest import partner.
- The leading exports to Japan are Food Products.
- The leading imports from Japan are Machinery (non-electrical) and Transportation Equipment.

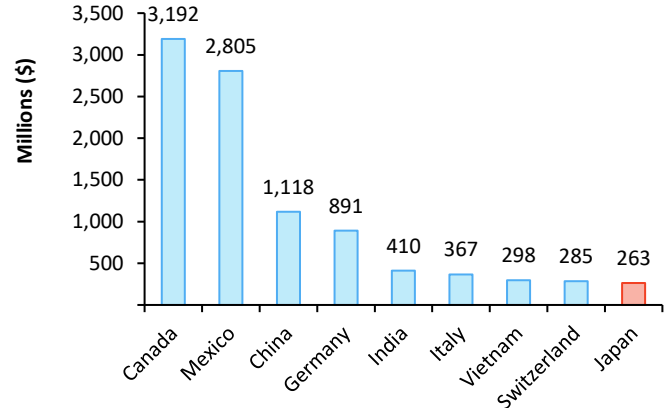
Iowa Exports (2025)

Breakdown by Trade Partner

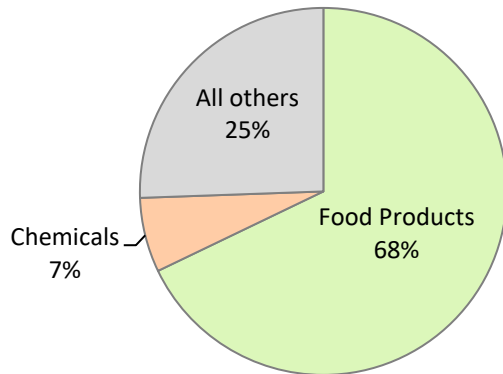


Iowa Imports (2025)

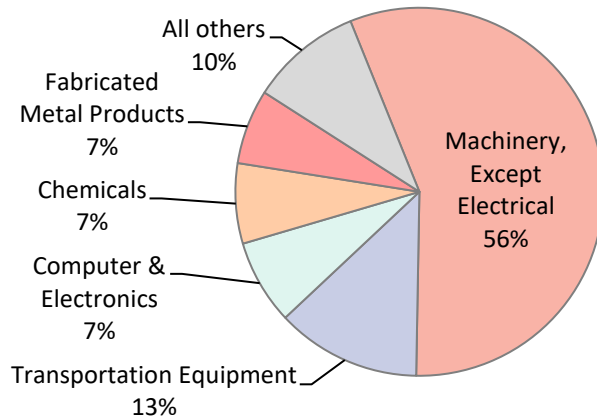
Breakdown by Trade Partner



Exports to Japan by Sector



Imports from Japan by Sector



Highlighted Iowa Exports to Japan: Pork and Beef

Top 5 Pork Export Partners

Partner	Export Value (Millions of Dollars)
Japan	381
Korea, South	218
China	202
Canada	124
Mexico	104

Japan is Iowa's largest pork export market and has been for the past five years. In 2025, exports to Japan accounted for nearly 30% of all Iowa pork exports.

Top 5 Beef Export Partners

Partner	Export Value (Millions of Dollars)
Japan	78
Canada	57
Hong Kong	44
Taiwan	31
Korea, South	13

Japan is Iowa's largest market for beef exports, and has held that position for over 10 years. In 2025 exports to Japan accounted for more than 30% of all Iowa beef exports.

Source: U.S. Census Bureau, Economic Indicators Division.

Note: HS used for breakdown by export partner and highlighted exports, NAICS used for breakdown by industry, U.S. Census Bureau Trade Data, U.S. State Export Data used for highlighted exports.