



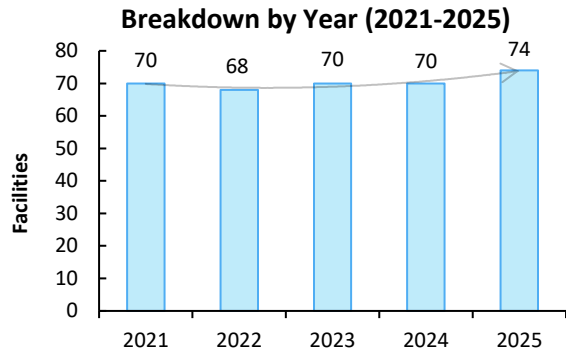
Japanese Direct Investment in Chicago (as of October 1, 2025)



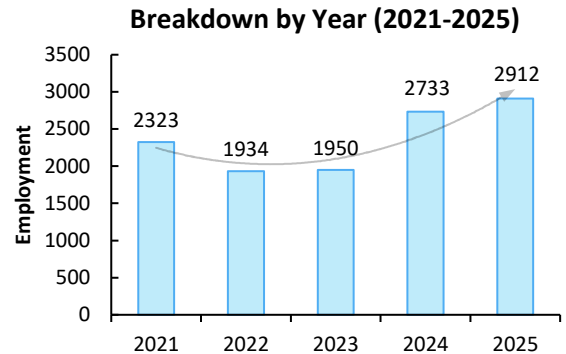
The Consulate-General of Japan in Chicago annually surveys Japanese companies in the Midwest. As the 2025 data indicates, Japanese investment contributes significantly to the city's economy.

- **74 Japanese business facilities in Chicago**
- **2,912 direct jobs**

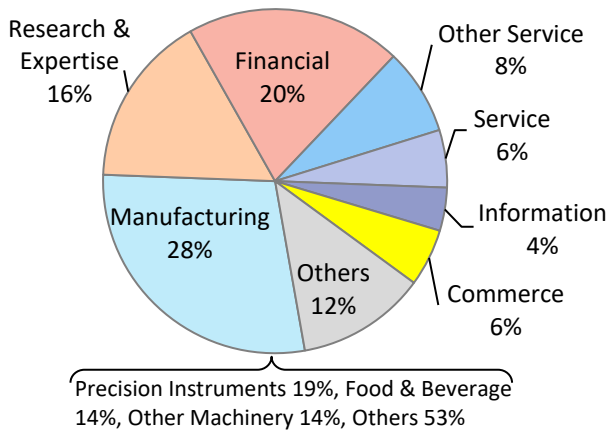
JAPANESE BUSINESS FACILITIES



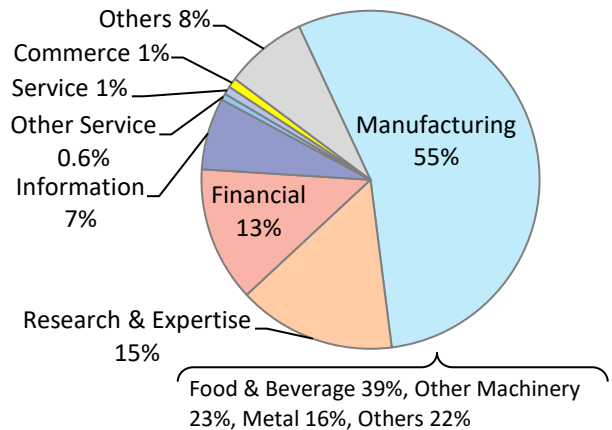
TOTAL EMPLOYMENT



Breakdown by Sector



Breakdown by Sector



GEOGRAPHIC DISTRIBUTION

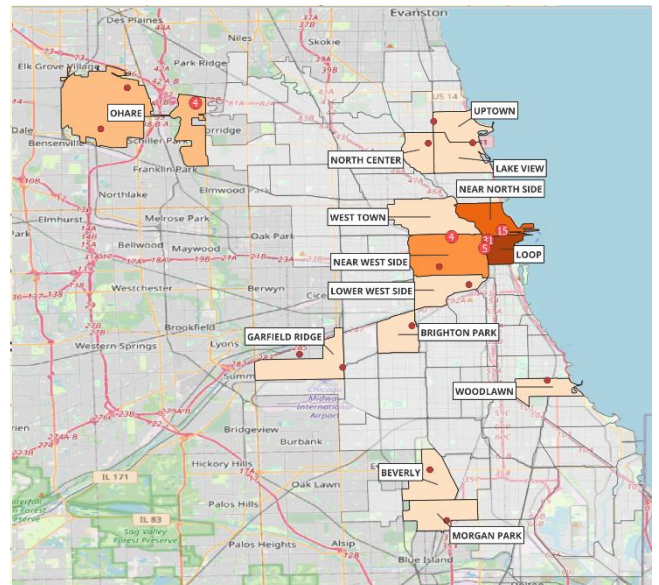
Top 4 Community Areas by number of Japanese Business Facilities

Community Area	Number of Facilities
Loop	25
Near North Side	21
Near West Side	9
Ohare	7

Top 4 Community Areas by employment at Japanese Business Facilities

Community Area	Number of Employees
Near North Side	896
Loop	861
Ohare	451
Near West Side	272

Map of Japanese business facilities in Chicago¹



Source: 2025 Annual Survey of Japanese Companies Operating in the Midwest.

Note: Japanese company for the purpose of this survey is defined as any company with 10% or more of shares held by Japanese companies or individuals.

1: Clustered map of Japanese facilities by address overlaid on top of choropleth map of number of facilities by community area.



Japanese Trade through Chicago (as of March, 2026)

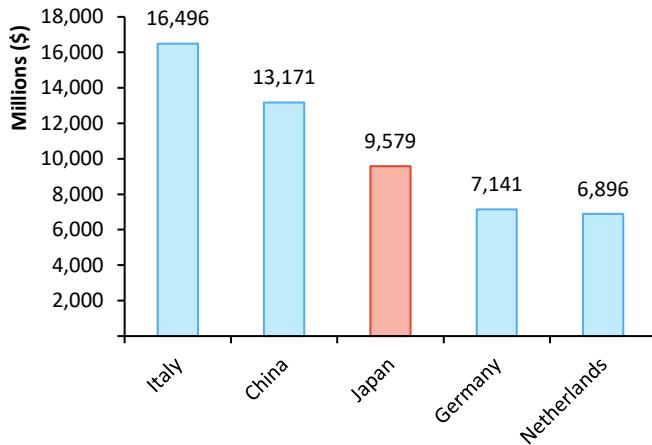


Japanese trade through Chicago contributes significantly to the city's economy.

- Japan is Chicago's 3rd largest export and the 7th largest import partner.
- The leading exports to Japan are Chemicals and Computer & Electronic Products.
- The leading imports from Japan are Chemicals and Machinery (non-electrical).

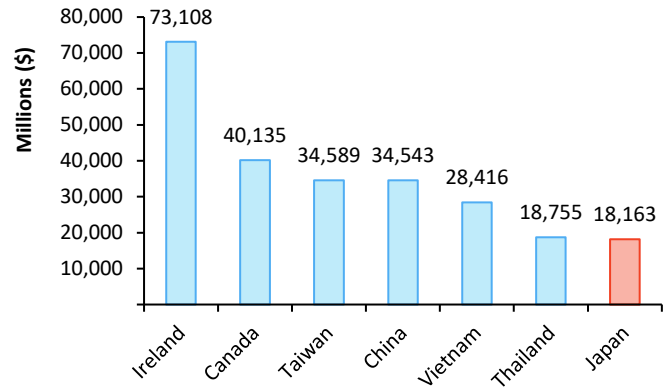
Chicago Exports (2025)

Breakdown by Trade Partner

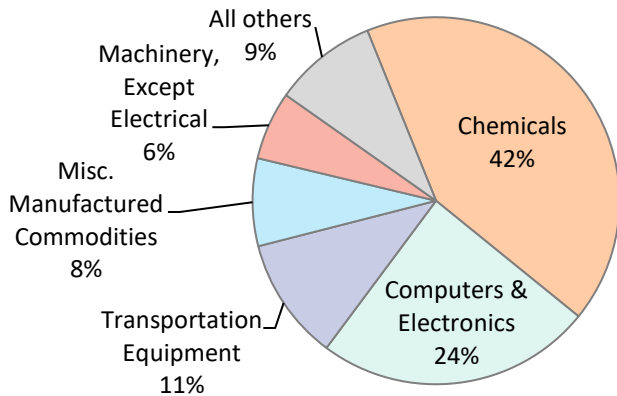


Chicago Imports (2025)

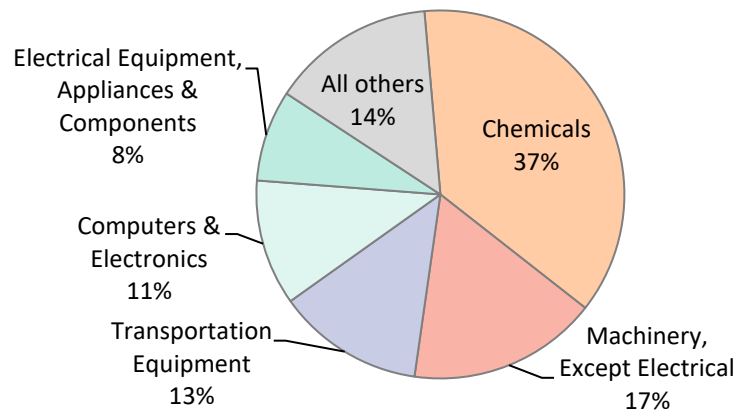
Breakdown by Trade Partner



Exports to Japan by Sector



Imports from Japan by Sector



Highlighted Exports through Chicago to Japan: Pharmaceuticals and Computers

Top 5 Pharmaceutical¹ Export Partners

Partner	Export Value (Millions of Dollars)
Netherlands	3,134
Japan	3,110
China	1,661
United Kingdom	1,032
Germany	950

Japan is the 2nd largest market for pharmaceuticals exported through Chicago. In 2025, exports to Japan accounted for about 17% of all pharmaceutical exports through Chicago.

Top 5 Computer² Export Partners

Partner	Export Value (Millions of Dollars)
Japan	1,125
Singapore	732
Netherlands	711
Taiwan	509
Spain	464

Japan is the largest market for computers exported through Chicago. In 2025, exports to Japan accounted for about 18% of all computer exports through Chicago.

Source: U.S. Census Bureau, Economic Indicators Division.

Note: HS used for breakdown by export partner and highlighted exports, NAICS used for breakdown by industry.

1: HS 30 Pharmaceutical Products, 2: HS 8471 Automatic Data Process Machines; Magn Reader Etc