



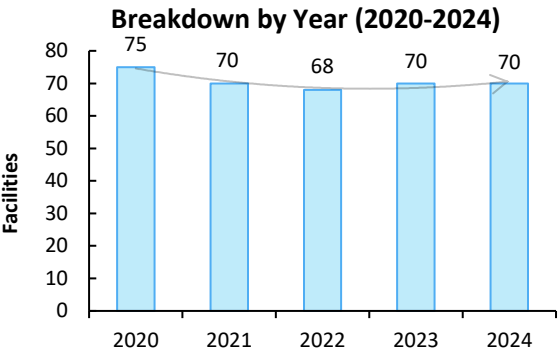
# Japanese Direct Investment in Chicago (as of October 1, 2024)



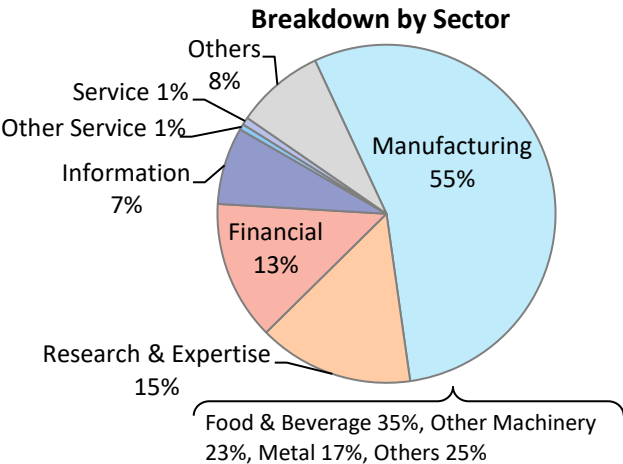
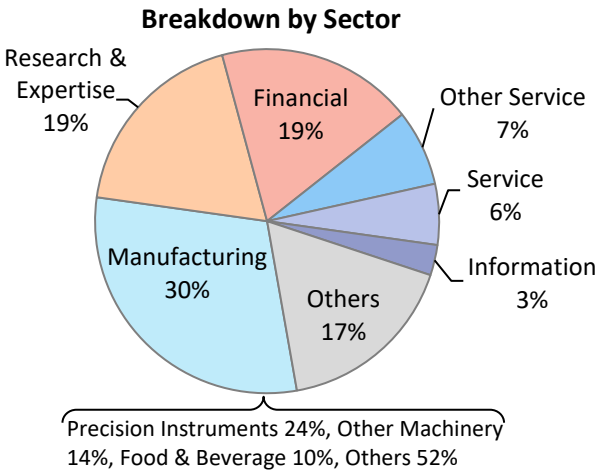
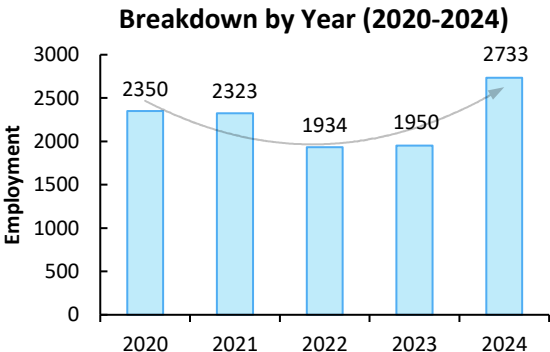
The Consulate-General of Japan in Chicago annually surveys Japanese companies in the Midwest. As the 2024 data indicates, Japanese investment contributes significantly to the city's economy.

- 70 Japanese business facilities in Chicago
- 2,733 direct jobs

## JAPANESE BUSINESS FACILITIES



## TOTAL EMPLOYMENT



## GEOGRAPHIC DISTRIBUTION

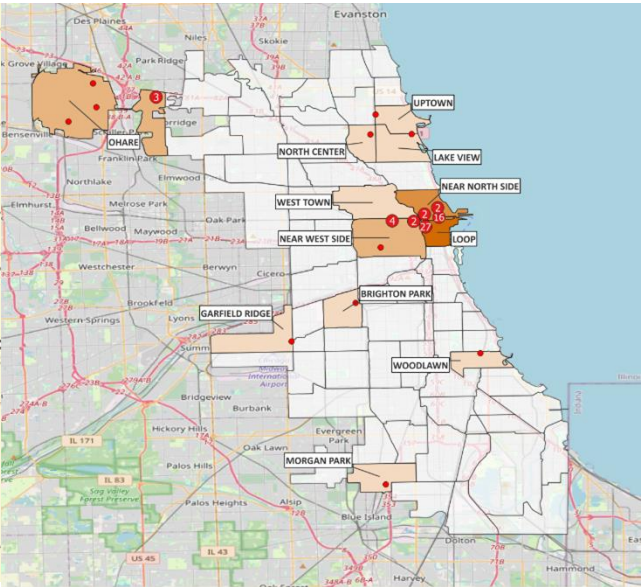
**Top 4 Community Areas by number of Japanese Business Facilities**

Community Area	Number of Facilities
The Loop	26
Near North Side	21
Near West Side	7
O'Hare	6

**Top 4 Community Areas by employment at Japanese Business Facilities**

Community Area	Number of Employees
Near North Side	989
The Loop	704
O'Hare	419
Near West Side	219

**Map of Japanese business facilities in Chicago<sup>1</sup>**



Source: 2024 Annual Survey of Japanese Companies Operating in the Midwest.

Note: Japanese company for the purpose of this survey is defined as any company with 10% or more of shares held by Japanese companies or individuals.

1: Clustered map of Japanese facilities by address overlayed on top of choropleth map of number of facilities by community area.



## Japanese Trade with Illinois (as of February, 2025)

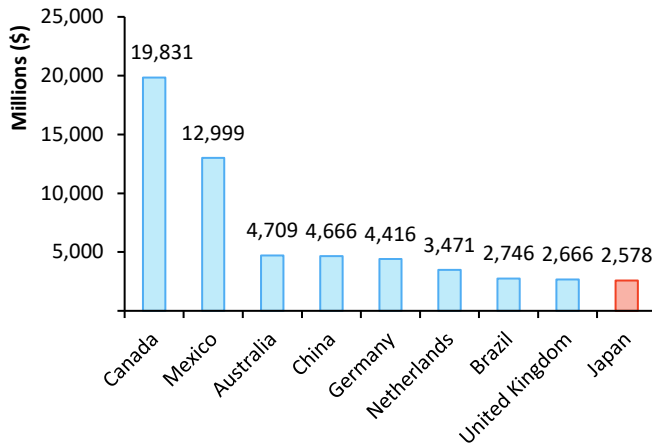


Japanese trade with Illinois contributes significantly to the state economy.

- **Japan is Illinois' 9<sup>th</sup> largest export and the 6<sup>th</sup> largest import partner.**
- **The leading exports to Japan are Chemicals and Computer & Electronic Products.**
- **The leading imports from Japan are Machinery (non-electrical) and Chemicals.**

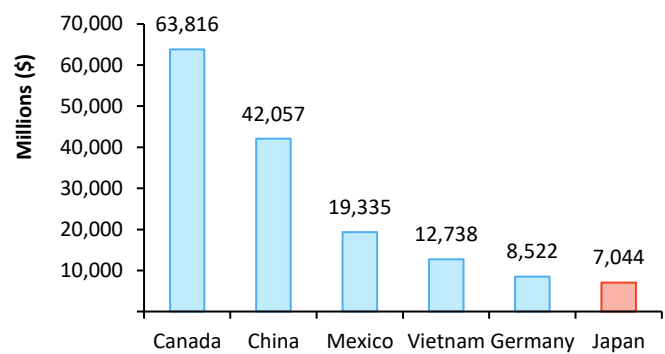
### Illinois Exports (2024)

#### Breakdown by Trade Partner

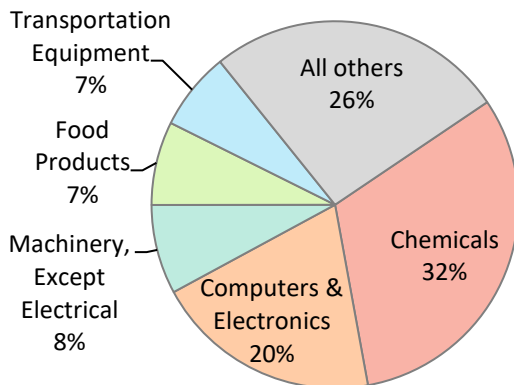


### Illinois Imports (2024)

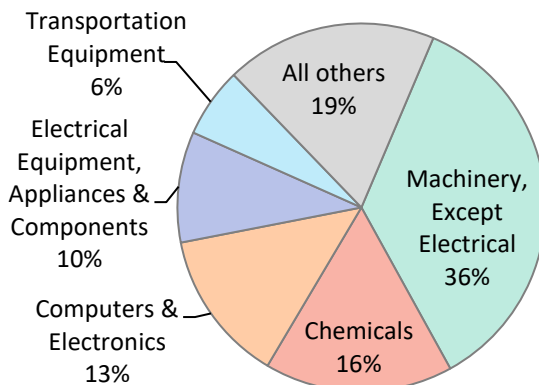
#### Breakdown by Trade Partner



#### Exports to Japan by Sector

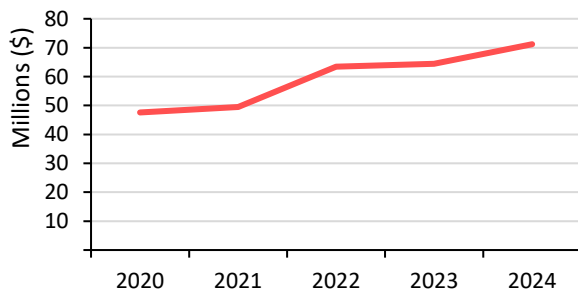


#### Imports from Japan by Sector



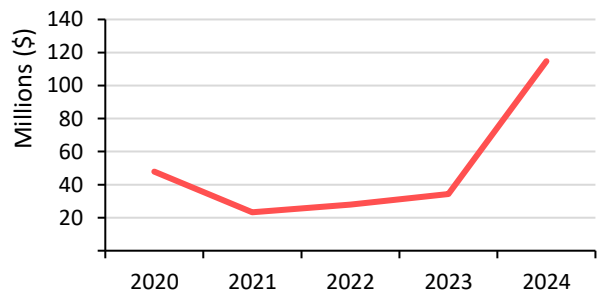
### Highlighted Illinois Exports to Japan: Soybeans and Computers

#### Soybean<sup>1</sup> Export Trend (2020-2024)



Soybean exports have grown steadily over the last five years increasing almost 50% from around \$48 million in 2020 to over \$71 million in 2024.

#### Computer<sup>2</sup> Export Trend (2020-2024)



Japan is Illinois' 4<sup>th</sup> largest market for computer exports. Computer exports have grown significantly in recent years increasing 393% from around \$23 million in 2021 to almost \$115 million in 2024.

Source: U.S. Census Bureau, Economic Indicators Division.

Note: HS used for breakdown by export partner and highlighted exports, NAICS used for breakdown by industry.

1: HS 1201 Soybeans, Whether Or Not Broken, 2: HS 8471 Automatic Data Process Machines; Magn Reader Etc.