

Executive Summary

**1,267 Japanese Businesses Provide 130,340 Jobs
in Ten Midwest States in 2015**

In 2015, total employment at Japanese businesses in the Midwest increased, and the number of business facilities declined. The 2015 survey of Japanese direct investment in ten Midwest States,* conducted by the Consulate-General of Japan in Chicago, is based upon data as of October 1, 2015. The results are as follows:

Business Facilities and Employment

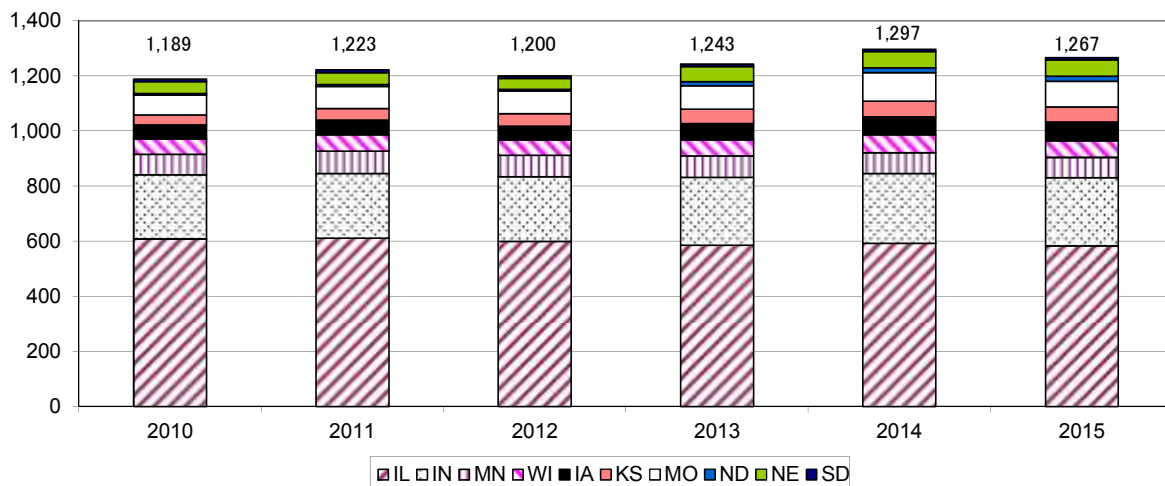
Year	Business Facilities	Employment			
		Total	Local		Japanese
			Total Local	Actual Manufacturing	
2010	1,189	98,230	96,050	50,800	2,180
2013	1,243	117,870	115,700	58,390	2,170
2014	1,297	126,710	124,330	62,450	2,320
2015	1,267	130,340	127,850	64,530	2,490
15/14%	-2.3	2.9	2.8	3.3	7.0
15/10%	6.6	32.7	33.1	27.0	14.1

Note: Japanese business facilities include those which are ultimately 10% or more owned by a Japanese company or national.

Key results for the 10-state area are as follows:

1) Business Facility Number

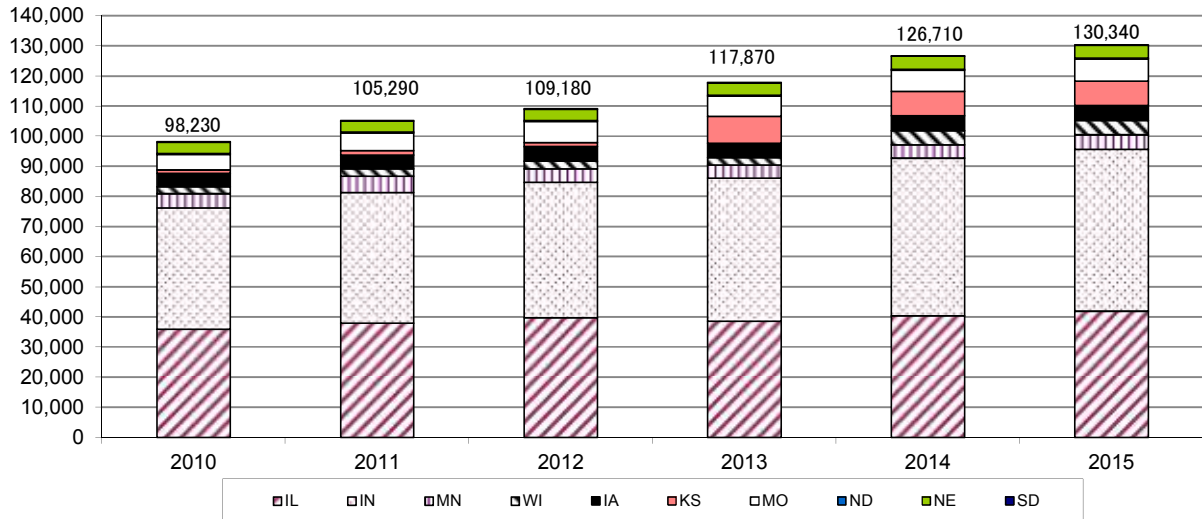
In 2015, 1,267 Japanese business facilities were located in the 10-state area. Illinois ranked first with 583 business facilities (46%), followed by Indiana with 248 business facilities (20%).



*: The 10-state area includes Illinois, Indiana, Iowa, Kansas, Minnesota, Missouri, Nebraska, North Dakota, South Dakota, and Wisconsin. Japanese-owned retail locations are excluded.

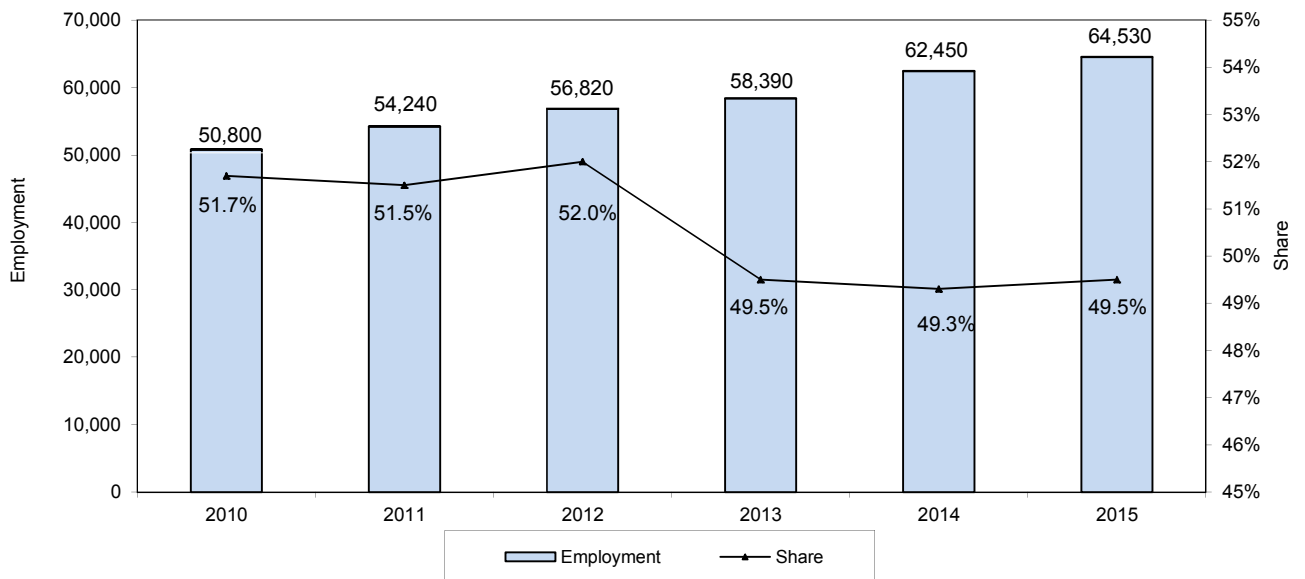
2) Total Employment

In 2015, total employment grew by 2.9% to 130,340 direct jobs. Indiana ranked first with 53,680 positions (41%), followed by Illinois with 41,910 jobs (32%).



3) Actual Manufacturing Employment

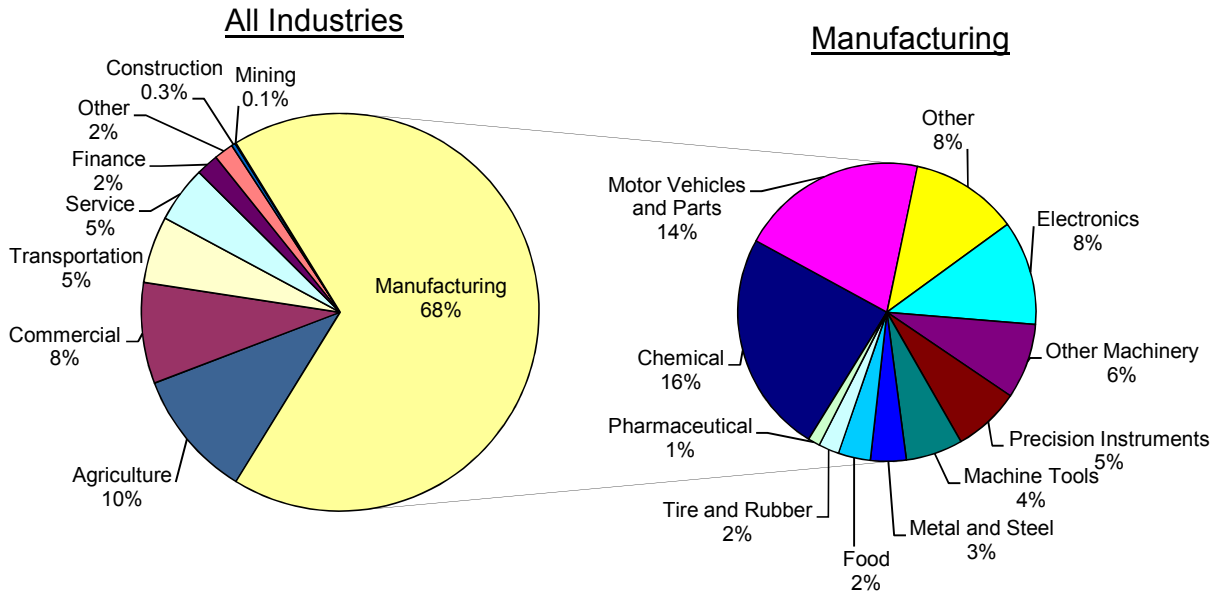
The 317 actual manufacturers accounted for 25% of the total business facilities. They provided 64,530 high-skilled, high-paying jobs, or 50% of the total employment.



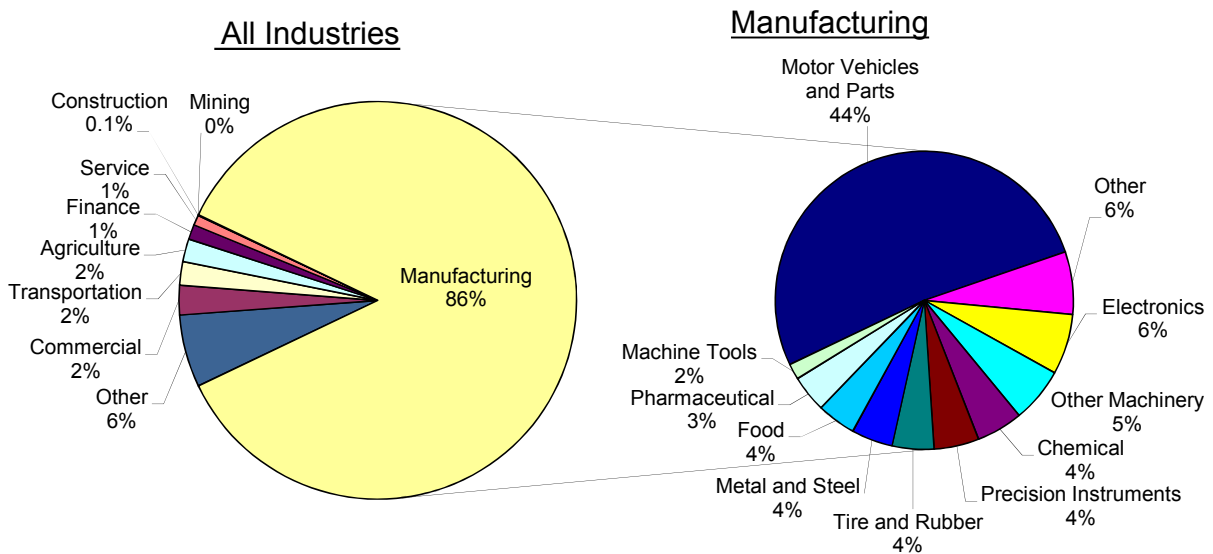
4) **Share By Sector**

Manufacturing continued to be the leading sector with 68% of the business facilities and 86% of the total employment. In manufacturing, the motor vehicles and parts sector accounted for 14% of the business facilities and 44% of the total employment.

Business Facility Number By Sector Share



Total Employment By Sector Share



Note: Due to rounding, the sum of the sectors may not equal 100%.

Japanese Companies in the Midwest

From a long-term perspective, the Midwest remains particularly attractive to Japanese direct investment due to its central location, top quality workforce, strong transportation network, and favorable business environment. In return, Japanese business facilities provide jobs in both urban and rural areas, source components from U.S. companies, and furnish revenue sources that help state and local economies.