

Contact: Bill Christensen or Keizo Shirakura (312/280-0400)

Website: <http://www.chicago.us.emb-japan.go.jp>

## Japanese Businesses and Their Employment in Ten Midwest States Reach New Record Levels in 2016

In 2016, 1,389 Japanese business facilities in the Midwest provided 139,310 jobs. The 2016 survey of Japanese direct investment in ten Midwest States,\* conducted by the Consulate-General of Japan in Chicago, is based upon data as of October 1, 2016. The results are as follows:

**Business Facilities and Employment**

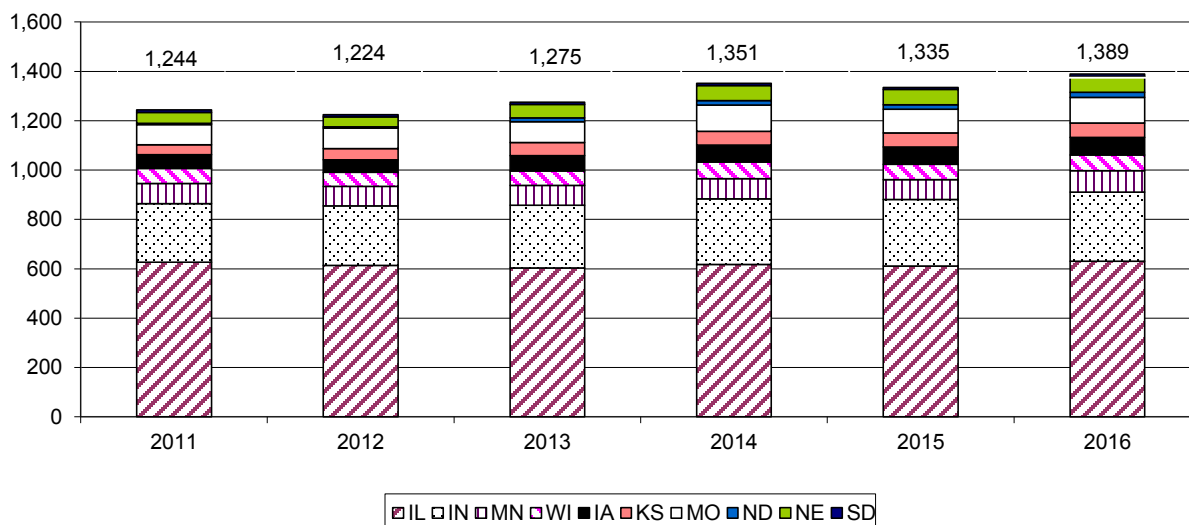
Year	Business Facilities	Employment			
		Total	Local		Japanese
			Total Local	Actual Manufacturing	
2011	1,244	105,550	103,350	54,260	2,200
2014	1,351	128,170	125,740	64,120	2,370
2015	1,335	132,010	129,490	66,190	2,530
2016	1,389	139,310	136,690	68,380	2,620
16/15%	4.0	5.5	5.6	3.3	3.6
16/11%	11.7	32.0	32.3	26.0	18.8

Note: Japanese business facilities include those which are ultimately 10% or more owned by a Japanese company or national.

Key results for the 10-state area are as follows:

### 1) Business Facility Number

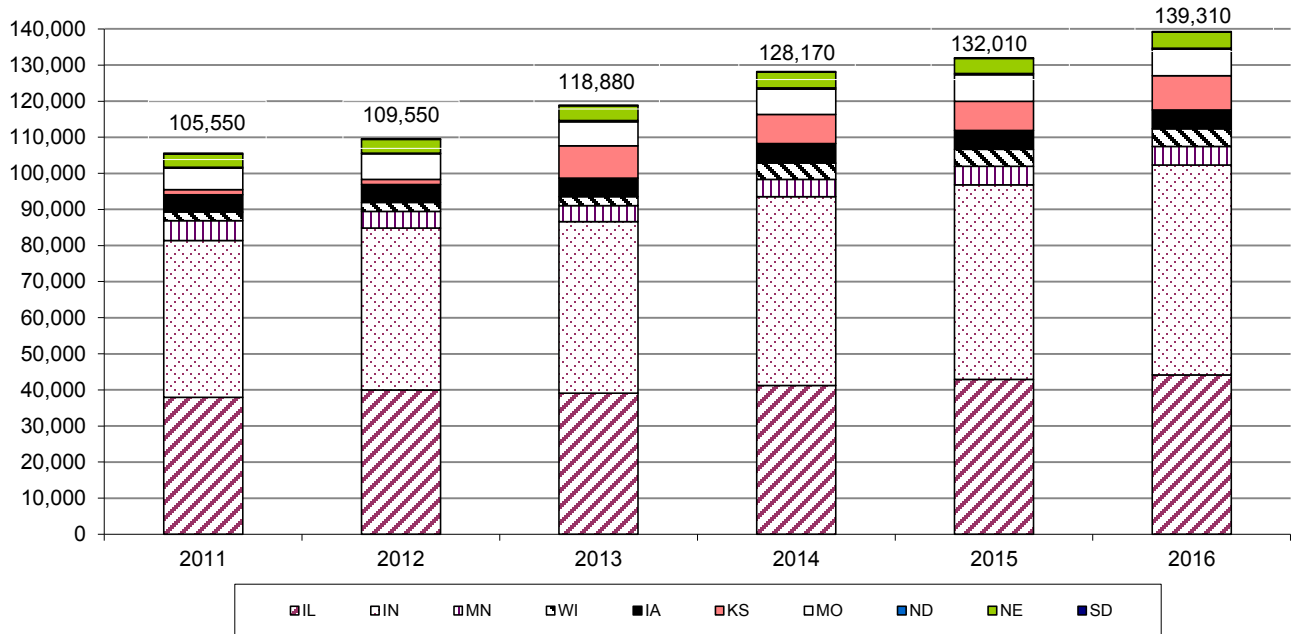
In 2016, 1,389 Japanese business facilities were located in the 10-state area. Illinois ranked first with 630 business facilities (45%), followed by Indiana with 280 business facilities (20%).



\*: The 10-state area includes Illinois, Indiana, Iowa, Kansas, Minnesota, Missouri, Nebraska, North Dakota, South Dakota, and Wisconsin. Japanese-owned retail locations are excluded.

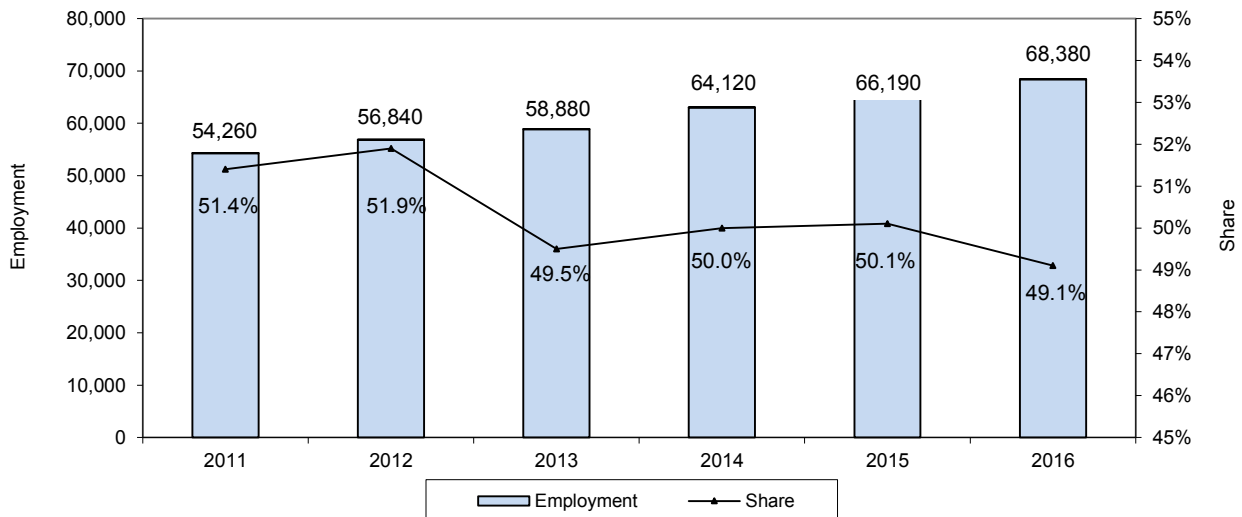
## 2) Total Employment

In 2016, total employment grew by 5.5% to 139,310 jobs. Indiana ranked first with 58,180 positions (42%), followed by Illinois with 44,160 jobs (32%).



## 3) Actual Manufacturing Employment

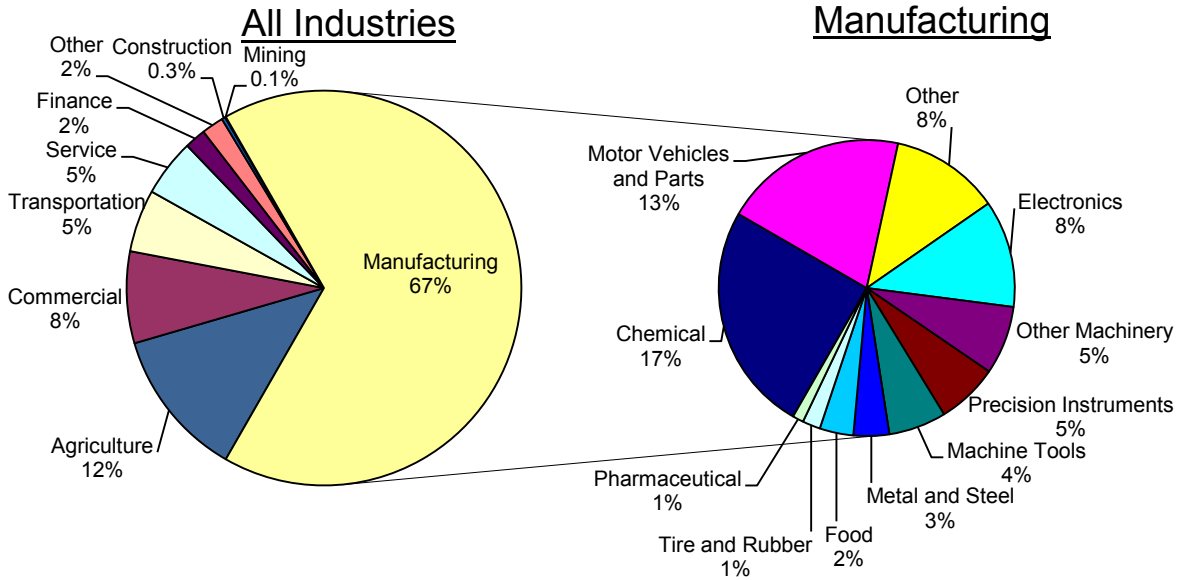
The 334 actual manufacturers accounted for 24% of the total business facilities. They provided 68,380 high-skilled, high-paying jobs, or 49% of the total employment.



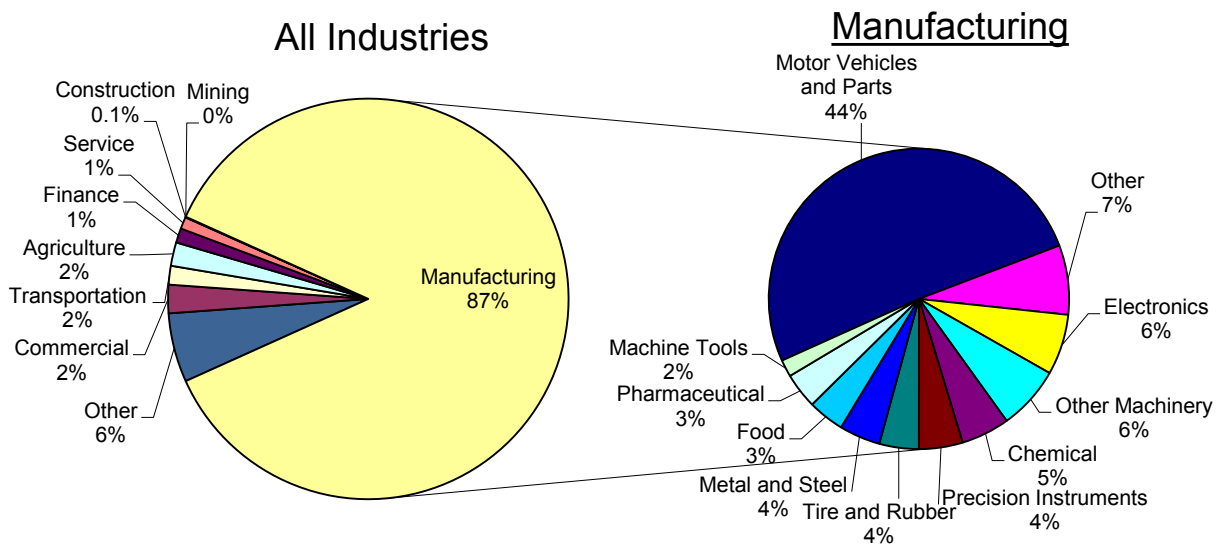
**4) Share By Sector**

Manufacturing continued to be the leading sector with 67% of the business facilities and 87% of the total employment. In manufacturing, the motor vehicles and parts sector accounted for 13% of the total business facilities and 44% of the total employment.

**Business Facility Number By Sector Share**



**Total Employment By Sector Share**



Note: Due to rounding, the sum of the sectors may not equal 100%.

### **Japanese Companies in the Midwest**

From a long-term perspective, the Midwest remains particularly attractive to Japanese direct investment due to its central location, top quality workforce, strong transportation network, and favorable business environment. In return, Japanese business facilities provide jobs in both urban and rural areas, source components from U.S. companies, and are full members of their communities.