

# NEWS RELEASE

CONSULATE GENERAL OF JAPAN

Contact: Bill Christensen or Ko Hikasa (312/280-0400)  
 Web Site: <http://www.chicago.us.emb-japan.go.jp>

June 19, 2014

## 1,224 Japanese Businesses Provide 108,480 Jobs in Ten Midwest States in 2013

In 2013, the number of Japanese businesses in the Midwest increased and their total employment exceeded the pre-recession level. The 2013 survey of Japanese direct investment in ten Midwest States,\* conducted by the Consulate General of Japan at Chicago, is based upon data as of October 1, 2013. The results are as follows:

### Business Facilities and Employment

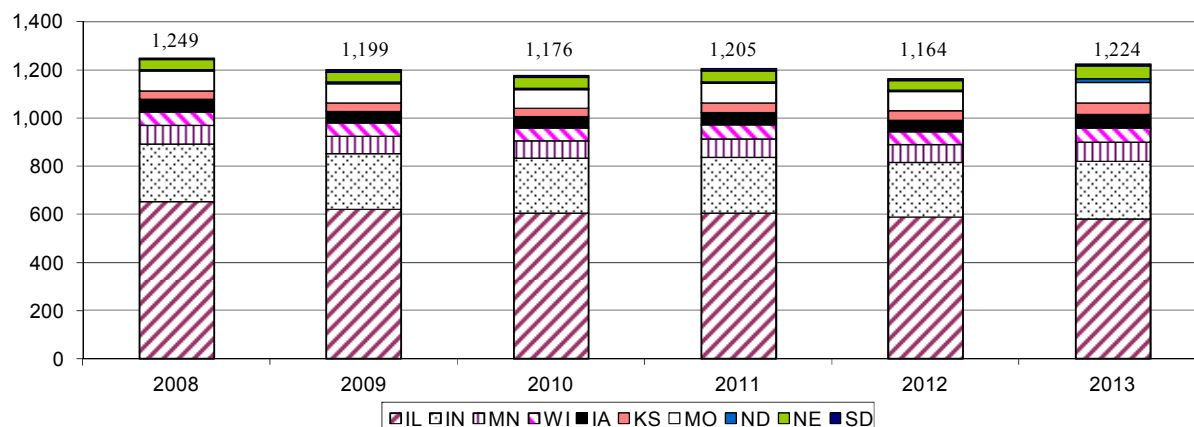
Year	Facilities	Employment			
		Total	Local		Japanese
			Total Local	Actual Manufacturing	
2008	1,249	104,430	101,950	56,440	2,480
2011	1,205	102,840	100,670	53,230	2,170
2012	1,164	104,690	102,510	55,180	2,180
2013	1,224	108,480	106,320	57,030	2,160
13/12%	5.2	3.6	3.7	3.4	-0.9
13/8%	-2.0	3.9	4.3	1.1	-12.9

Note: Japanese business facilities include those which are ultimately 10% or more owned by a Japanese company or national.

Key results for the 10-state area are as follows:

#### 1) Business Facility Number

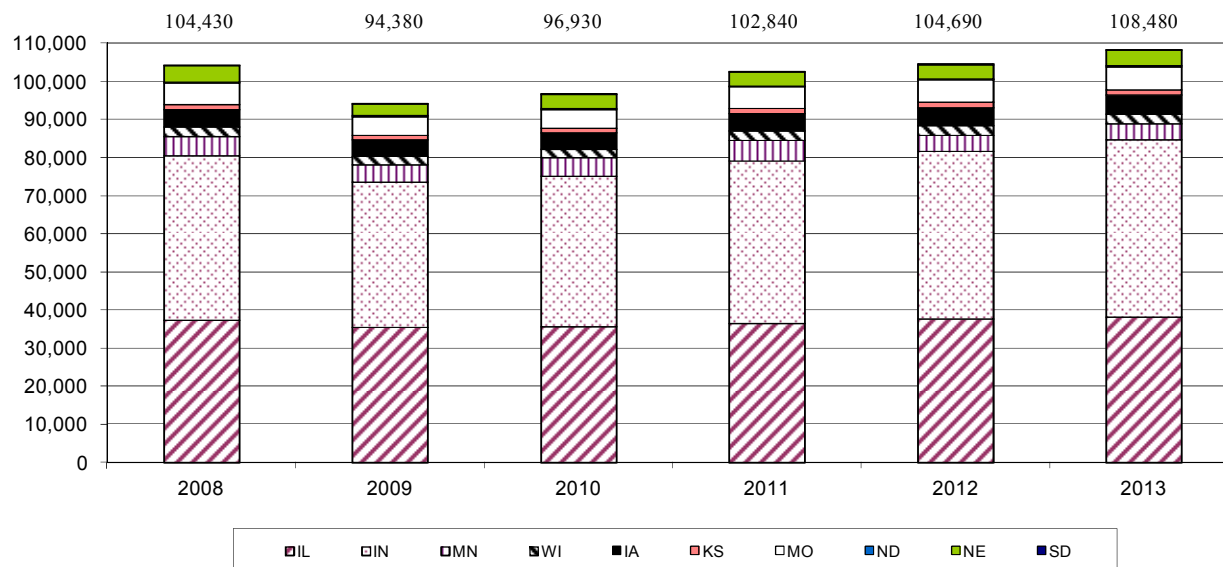
In 2013, 1,224 Japanese business facilities were located in the 10-state area. Illinois ranked first with 581 business facilities (47%), followed by Indiana with 239 business facilities (20%).



\*: The 10-state area includes Illinois, Indiana, Iowa, Kansas, Minnesota, Missouri, Nebraska, North Dakota, South Dakota, and Wisconsin. Japanese-owned retail locations are excluded.

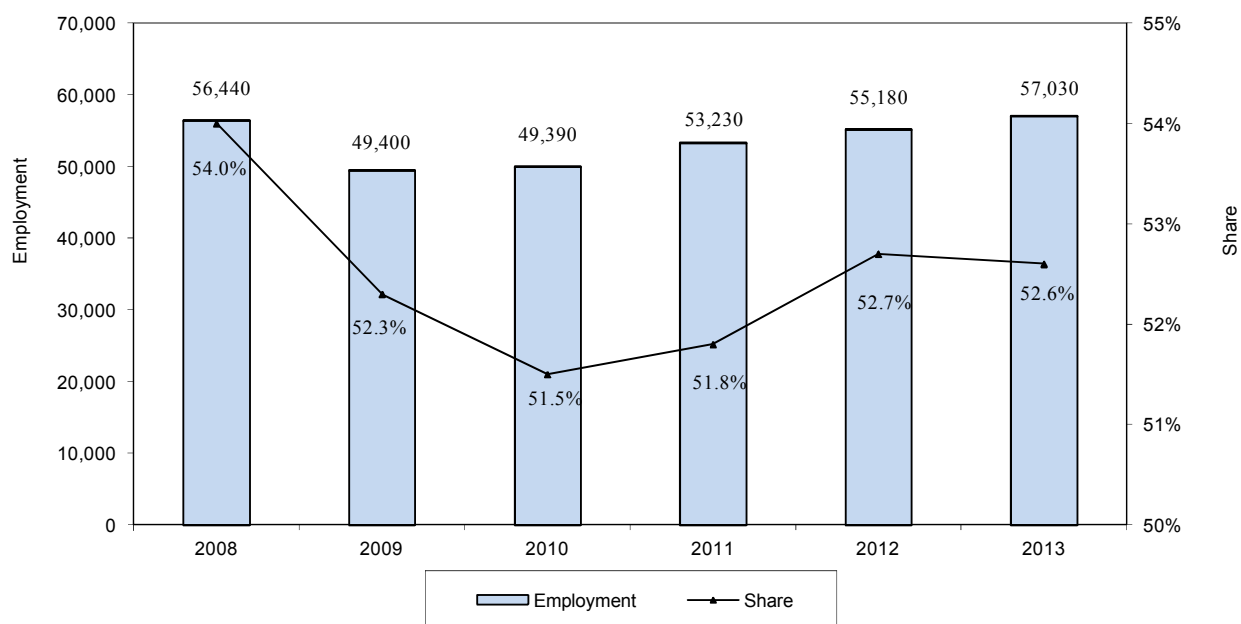
## 2) Total Employment

In 2013, total employment grew by 3.6% to 108,480 positions. Indiana ranked first with 46,650 total employment (43%), followed by Illinois with 38,190 jobs (35%).



## 3) Actual Manufacturing Employment

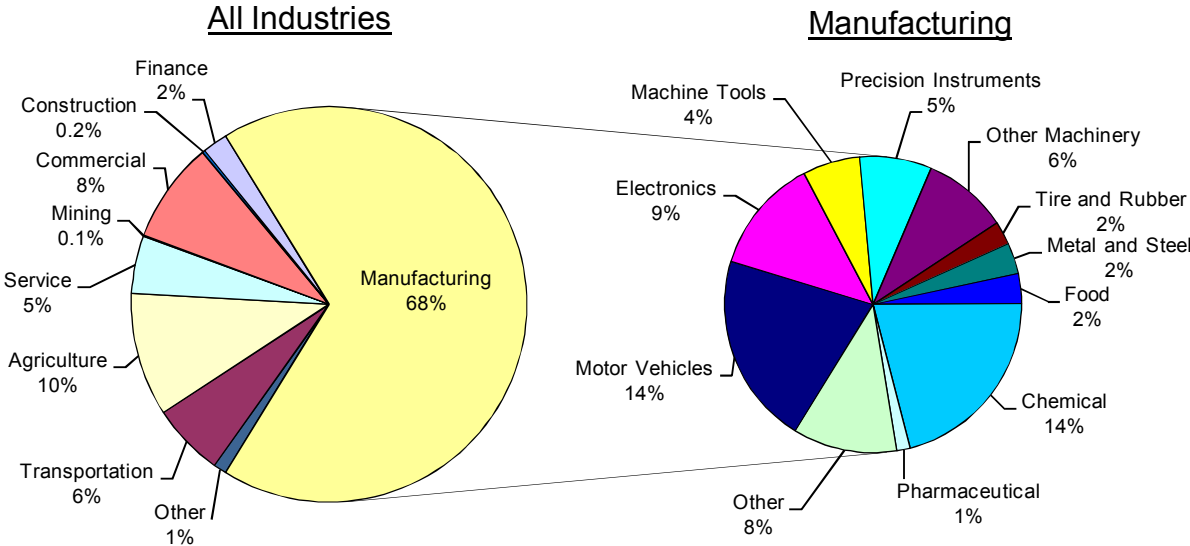
The 307 actual manufacturers accounted for 25% of the total business facilities. They provided 57,030 high-skilled, high-paying jobs, or 53% of the total employment.



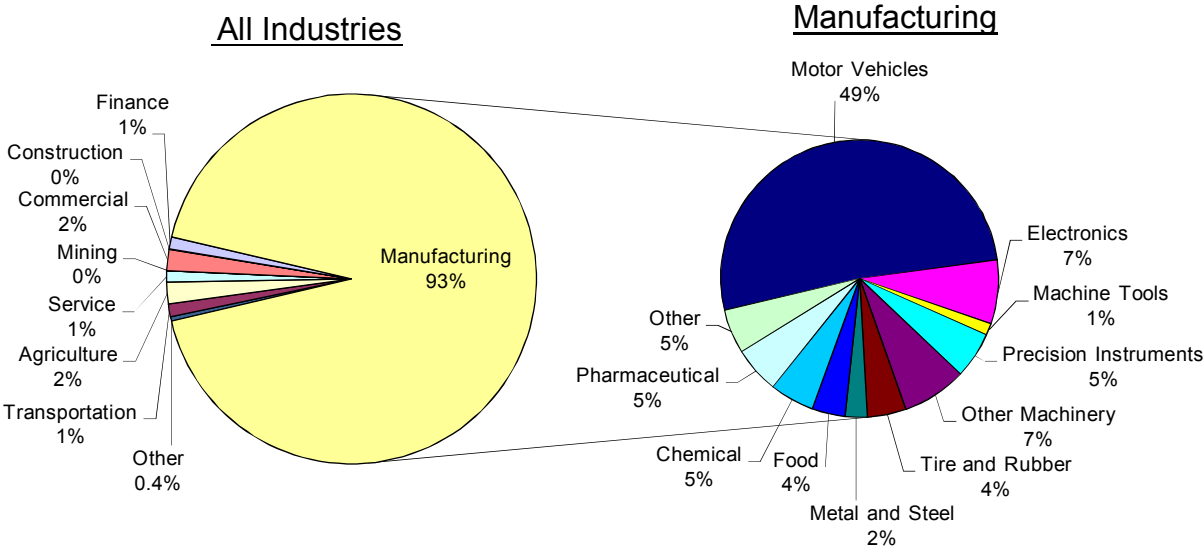
4) **Share By Sector**

Manufacturing continued to be the leading sector with 68% of the business facilities and 93% of the total employment. In manufacturing, the motor vehicles and parts sector accounted for 14% of the business facilities and 49% of the total employment.

Business Facility Number By Sector Share



Total Employment By Sector Share



Note: Due to rounding, the sum of the sectors may not equal 100%.

## **Japanese Companies in the Midwest**

From a long-term perspective, the Midwest remains particularly attractive to Japanese direct investment due to its central location, top quality workforce, strong transportation network, and favorable business environment. In return, Japanese business facilities provide jobs in both urban and rural areas, source components from U.S. companies, facilitate technology transfer, and furnish new revenue sources that help boost state and local economies.